



**Wallbridge intersects 87.63 g/t gold over 2.16 metres in the Fresno zone and 54.79 g/t gold over 2.36 metres in the Naga Viper zone**

**Toronto, Ontario – November 05, 2018 – Wallbridge Mining Company Limited (TSX:WM, FWB: WC7) (“Wallbridge” or the “Company”)** is pleased to announce continued positive results from its underground drill program and to provide an update on the ongoing development as part of the 35,000-tonne bulk sample and underground exploration program at its 100%-owned Fenelon Gold Property (“Fenelon”).

**Highlights**

- Visible gold was observed to be present in 48 of 80 holes drilled to date.
- Since the last press release (see [Wallbridge Press Release dated October 23, 2018](#)), highlights of received assay results are as follows:
  - 18-1000-004: **54.79 g/t gold over 2.36 metres** in the Naga Viper zone
  - 18-1000-005: **19.92 g/t gold over 3.25 metres** in the Naga Viper zone
  - 18-1000-006: **24.28 g/t gold over 4.35 metres** in the Naga Viper zone and **16.40 g/t gold over 6.80 metres** in the Habanero zone
  - 18-1000-007: **14.67 g/t gold over 3.80 metres** in the Paprika zone
  - 18-1000-009: **87.63 g/t gold over 2.16 metres** in the Fresno zone and **13.97 g/t gold over 0.71 metres** in the Chipotle zone
  - 18-0990-018: **4.46 g/t gold over 9.95 metres** in the Paprika zone and **12.08 g/t gold over 2.50 metres** in the Habanero zone
  - 18-1010-003: **16.99 g/t gold over 1.60 metres** in the Habanero zone
- Two of the above highlights are from intersections where visible gold was not observed.
- Surface drill program with one drill rig now fully underway and a second surface drill rig is mobilizing this week. Current surface drilling is focusing on building resources in the top part of the Tabasco zone and targeting all zones to depths of 300-400 metres
- Assay results from 25 underground drill holes and three surface drill holes are pending.
- Production from the third stope (CH-02) is underway and the fourth stope (NV-02) is ready for production.

- Over 16,000 tonnes of ore has been mined of which 13,500 tonnes have been shipped to the Camflo mill. Processing of the second batch is planned for the end of November.

“We have now reached the 5165 Level where at least one stope is planned to be extracted. Our priority is now to reach the 5150 and 5135 levels where the Habanero and Naga Viper West areas can be tested.” stated Frank Demers, Vice-President, Mining & Projects of Wallbridge. “Our grade expectation of the bulk sample remains to be the range of 18 to 25 grams per tonne of gold and we are looking forward to reaching those lower levels not only to test some of the richer zones but also to develop platforms for deeper drilling from those areas.”

“These results from the West extension area released today, not only continue to add to the mineralization in the Naga Viper, Habanero and Paprika zones, but also provide unexpected high-grade intersections in Fresno and Chipotle zones along the way adding proximal ounces in the vicinity of the existing infrastructure,” stated Attila Péntek, Vice-President, Exploration of Wallbridge. “Our drilling in the East extension area, between sections 1120 and 1140 has also encountered strong shear zones with visible gold observed in two intersections. Surface drilling is focusing on building resources in zones that are further away from the mine workings and exploring for mineralized zones down to 300-400 m depth.”

The bulk sample is expected to produce 19,000 to 26,000 ounces of gold with close to 50% of gold priced at C\$1,720 per ounce. The expected cash flow upon completion of this bulk sample, net of all bulk sample costs and including the financing costs, is expected to be sufficient to cover the budgeted working capital requirements.

The bulk sample program is designed to test a few stopes in several zones. The geology team has developed an extensive sampling program to characterize the mineralized material during this bulk sample. Chip samples are collected from a sampling line across each development face and muck samples are also taken in a regular pattern on surface.

In the next few weeks, underground drilling will target the main high-grade shoots down-plunge to 200 m depth. Surface drilling will follow known mineralized zones and expand resources to 300-400 m depth and further away from the mine workings.

A summary of the drill hole results from the underground drilling are reported in Tables 1 and 2 and also shown on the [Figures](#) below as well as on the [Company website](#).

**Table 1. Wallbridge Fenelon Gold Property 2018 Underground Drill Assay Highlights**

Drill Hole	From	To	From	To	Length	True Width	Au	Au Capped*	VG**	Zone	Press Release
	(m)	(m)	(m)	(m)	(m)	(m)	(g/t)	(g/t)			
18-1030-006	27.79	30.20			2.41	2.20	15.91	15.91	VG	Chipotle	July 25, 2018
18-1030-006	Including...		28.50	29.11	0.61	0.56	59.10	59.10	VG	Chipotle	July 25, 2018
18-1030-009	77.58	81.00			3.42	2.70	35.91	35.91	VG	Paprika	July 25, 2018
18-1030-009	Including...		78.90	80.60	1.70	1.34	63.33	63.33	VG	Paprika	July 25, 2018
18-1030-011	80.10	85.50			5.40	4.37	10.05	10.05		Naga Viper	Aug 14, 2018
18-1035-002	49.20	54.00			4.80	3.26	29.23	28.35	VG	Chipotle	Aug 14, 2018
18-1035-002	Including...		49.97	52.95	2.98	2.03	46.30	44.89	VG	Chipotle	Aug 14, 2018
18-1035-004	24.94	26.02			1.08	0.73	65.70	65.70	VG	Fresno	Aug 14, 2018
18-1035-004	70.00	74.16			4.16	3.27	9.37	9.37		Naga Viper	Sept 19, 2018
18-1035-005	58.77	64.90			6.13	5.86	48.81	24.35	VG	Naga Viper	Aug 28, 2018
18-1035-010	30.45	34.08			3.63	2.72	30.47	30.47	VG	Chipotle	Aug 28, 2018
18-1035-010	Including...		32.90	34.08	1.18	0.89	91.94	91.94	VG	Chipotle	Aug 28, 2018
18-1035-010	64.40	65.40			1.00	0.75	28.80	28.80	VG	Paprika	Sept 5, 2018
18-1035-011	27.75	30.00			2.25	1.78	65.76	42.89	VG	Chipotle	Sept 5, 2018
18-1035-013	27.36	29.48			2.12	1.77	144.96	78.10	VG	Chipotle	Sept 5, 2018
18-1035-013	41.00	42.00			1.00	0.91	94.54	94.54	VG	Anaheim	Oct 02, 2018
18-1035-013	Including...		27.99	29.15	1.16	0.97	262.18	140.00	VG	Chipotle	Sept 5, 2018
18-1035-013	51.40	58.35			4.28	3.58	40.69	40.09	VG	Naga Viper	Sept 5, 2018
18-1035-017	56.00	66.13			10.13	5.51	50.31	25.18	VG	Chipotle	Aug 28, 2018
18-1035-018	52.99	56.50			3.51	2.38	12.68	12.68	VG	Chipotle	Sept 5, 2018
18-1035-018	63.70	69.00			5.30	3.60	9.04	9.04	VG	Chipotle	Sept 5, 2018
18-1035-018	Including...		66.00	66.96	0.96	0.65	35.79	35.79	VG	Chipotle	Sept 5, 2018
18-1035-019	47.00	55.00			8.00	5.56	27.10	24.69	VG	Chipotle	Sept 5, 2018
18-1035-019	59.30	60.30			1.00	0.69	39.10	39.10	VG	Chipotle	Sept 5, 2018
18-1035-019	72.50	77.35			4.85	4.10	137.63	88.38	VG	Naga Viper	Sept 5, 2018
18-1075-001	26.14	28.41			2.27	1.82	18.54	18.54		Naga Viper	Sept 19, 2018
18-1080-001	21.00	21.50			0.50	0.40	611.00	140.00	VG	Naga Viper	Sept 5, 2018
18-1080-003	35.70	37.20			1.50	1.00	19.24	19.24	VG	Naga Viper	Sept 5, 2018
18-1080-003	Including...		35.70	36.18	0.48	0.32	58.20	58.20	VG	Naga Viper	Sept 5, 2018
18-0990-006	104.52	109.10			3.50	2.33	39.47	23.32	VG	Naga Viper	Sept 19, 2018
18-0990-007	101.30	101.90			0.60	0.40	204.00	140.00	VG	Naga Viper	Sept 19, 2018
18-0990-007	106.95	111.00			4.05	2.70	35.21	31.36	VG	Naga Viper	Sept 19, 2018
18-0990-007	132.02	134.97			2.95	2.20	122.35	35.45	VG	Habanero	Sept 19, 2018
18-0990-009	91.85	98.74			6.89	3.60	5.73	5.73	VG	Naga Viper	Oct 02, 2018
18-0990-009	115.26	115.75			0.49	0.31	242.00	242.00	VG	Paprika	Oct 09, 2018
18-0990-010	94.70	99.25			4.55	3.50	12.42	12.42	VG	Paprika	Sept 19, 2018
18-0990-010	111.40	116.92			5.52	4.99	41.02	41.02	VG	Habanero	Sept 19, 2018
18-0990-010	Including...		112.6	114.23	1.62	1.46	109.79	109.79	VG	Habanero	Sept 19, 2018
18-0990-011	104.41	112.20			7.79	7.17	54.45	41.51	VG	Habanero	Oct 02, 2018
18-0990-013	106.32	121.33			15.01	11.01	13.92	13.92	VG		Oct 23, 2018
18-0990-013	Including...		106.3	111.71	4.89	3.59	10.31	10.31	VG	Paprika	Oct 23, 2018
18-0990-013	Including...		115	121.3	6.37	4.67	24.30	24.30	VG	Habanero	Oct 09, 2018

18-0990-014	115.86	117.54			1.68	1.39	19.37	19.37	VG	Habanero	Oct 23, 2018
18-0990-017	106.83	108.53			1.70	1.02	134.57	127.00	VG	Paprika	Oct 09, 2018
18-0990-017	114.22	118.12			3.90	2.34	11.23	11.23	VG	Paprika	Oct 09, 2018
18-0990-017	124.02	126.73			2.71	1.63	98.90	47.45	VG	Habanero	Oct 09, 2018
<b>18-0990-018</b>	<b>110.80</b>	<b>120.75</b>			<b>9.95</b>	<b>6.57</b>	<b>4.46</b>	<b>4.46</b>	<b>VG</b>	<b>Paprika</b>	<b>Current Release</b>
<b>18-0990-018</b>	<b>Including...</b>		<b>110.8</b>	<b>112.30</b>	<b>1.50</b>	<b>0.99</b>	<b>16.39</b>	<b>16.39</b>	<b>VG</b>	<b>Paprika</b>	<b>Current Release</b>
<b>18-0990-018</b>	<b>132.30</b>	<b>134.80</b>			<b>2.50</b>	<b>1.65</b>	<b>12.08</b>	<b>12.08</b>	<b>VG</b>	<b>Habanero</b>	<b>Current Release</b>
18-1000-002	107.75	109.84			2.09	1.10	19.60	19.60	VG	Naga Viper	Oct 23, 2018
18-1000-003	83.00	87.56			4.56	3.15	21.00	21.00	VG	Naga Viper	Oct 23, 2018
18-1000-003	109.36	114.62			5.26	3.59	37.91	37.91	VG	Habanero	Oct 23, 2018
<b>18-1000-004</b>	<b>98.60</b>	<b>100.96</b>			<b>2.36</b>	<b>1.42</b>	<b>54.79</b>	<b>54.79</b>	<b>VG</b>	<b>Naga Viper</b>	<b>Current Release</b>
<b>18-1000-005</b>	<b>91.00</b>	<b>94.25</b>			<b>3.25</b>	<b>2.05</b>	<b>19.92</b>	<b>19.92</b>	<b>VG</b>	<b>Naga Viper</b>	<b>Current Release</b>
<b>18-1000-006</b>	<b>77.55</b>	<b>81.90</b>			<b>4.35</b>	<b>2.84</b>	<b>24.28</b>	<b>24.28</b>	<b>VG</b>	<b>Naga Viper</b>	<b>Current Release</b>
<b>18-1000-006</b>	<b>106.60</b>	<b>113.40</b>			<b>6.80</b>	<b>4.44</b>	<b>16.40</b>	<b>16.40</b>	<b>VG</b>	<b>Habanero</b>	<b>Current Release</b>
<b>18-1000-007</b>	<b>95.60</b>	<b>99.40</b>			<b>3.80</b>	<b>2.66</b>	<b>14.67</b>	<b>14.67</b>	<b>VG</b>	<b>Paprika</b>	<b>Current Release</b>
<b>18-1000-009</b>	<b>31.23</b>	<b>33.39</b>			<b>2.16</b>	<b>1.86</b>	<b>87.63</b>	<b>68.61</b>	<b>VG</b>	<b>Fresno</b>	<b>Current Release</b>
<b>18-1000-009</b>	<b>48.74</b>	<b>49.45</b>			<b>0.71</b>	<b>0.61</b>	<b>13.97</b>	<b>13.97</b>		<b>Chipotle</b>	<b>Current Release</b>
<b>18-1010-003</b>	<b>110.10</b>	<b>111.70</b>			<b>1.60</b>	<b>1.01</b>	<b>16.99</b>	<b>16.99</b>		<b>Habanero</b>	<b>Current Release</b>

\*Au capped at 140 g/t following InnovExplo's 2016 Mineral Resource Estimate.

\*\*Intervals containing visible gold ("VG").

**Table 2. Wallbridge Fenelon Gold Property 2018 Underground drill hole information\***

Drill Hole ID	Local grid E	Local grid N	Elevation	Length (Metres)	Azimuth	Dip	VG**	Note
18-1075-003	10592	10955	5214	48	208	-25		Further Assays pending
18-1000-007	10540	11014	5215	126	202	-38	VG	Further Assays pending
18-1020-005	10556	11005	5214	141	205	-47	VG	Further Assays pending
18-1020-006	10556	11005	5214	132	204	-44	VG	Further Assays pending
18-0990-019	10532	11019	5215	162	230	-34		Assays pending
18-0990-020	10532	11019	5215	170	218	-48	VG	Assays pending
18-0990-021	10532	11019	5215	138	220	-35	VG	Assays pending
18-0990-022	10532	11019	5215	184	226	-46	VG	Assays pending
18-0990-023	10532	11019	5215	163	223	-51		Assays pending
18-0990-024	10532	11019	5215	200	217	-55	VG	Assays pending
18-0990-025	10532	11019	5215	216	233	-45		Assays pending
18-0990-026	10532	11019	5215	141	226	-26		Assays pending
18-1160-001	10679	10934	5216	51	200	0		Assays pending
18-1160-002	10679	10934	5216	60	200	-23		Assays pending
18-1130-002	10654	10948	5215	90	201	-47		Assays pending
18-1130-003	10654	10948	5215	81	191	-27		Assays pending
18-1130-004	10654	10948	5215	75	202	-17		Assays pending
18-1120-002	10644	10954	5214	87	202	-44		Assays pending
18-1120-003	10644	10954	5214	75	208	-30		Assays pending
18-1120-004	10644	10954	5214	72	202	-17		Assays pending
18-1110-002	10636	10959	5214	102	204	-41	VG	Assays pending

18-1110-003	10636	10959	5214	75	205	-17		Assays pending
18-1110-004	10636	10959	5214	75	207	11	VG	Assays pending
18-5175-001	10581	10985	5179	210	239	-36		Assays pending
18-5175-002	10581	10985	5179	123	242	-26	VG	Assays pending

\* Table includes only underground holes for which assays are pending. For earlier holes please refer to tables in previous press releases.

\*\*Intervals containing visible gold ("VG")

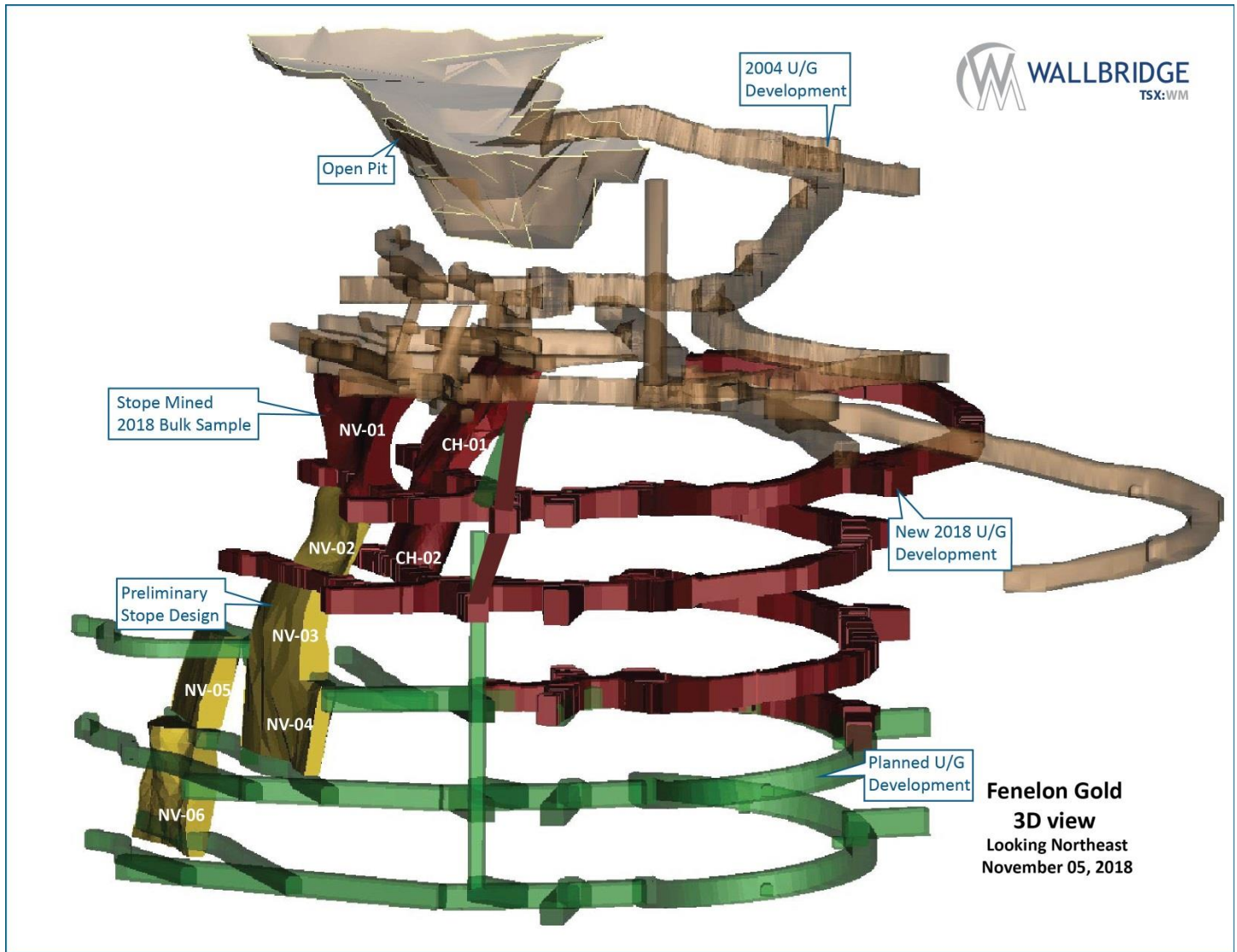


Figure 1: Fenelon Gold, 3D View

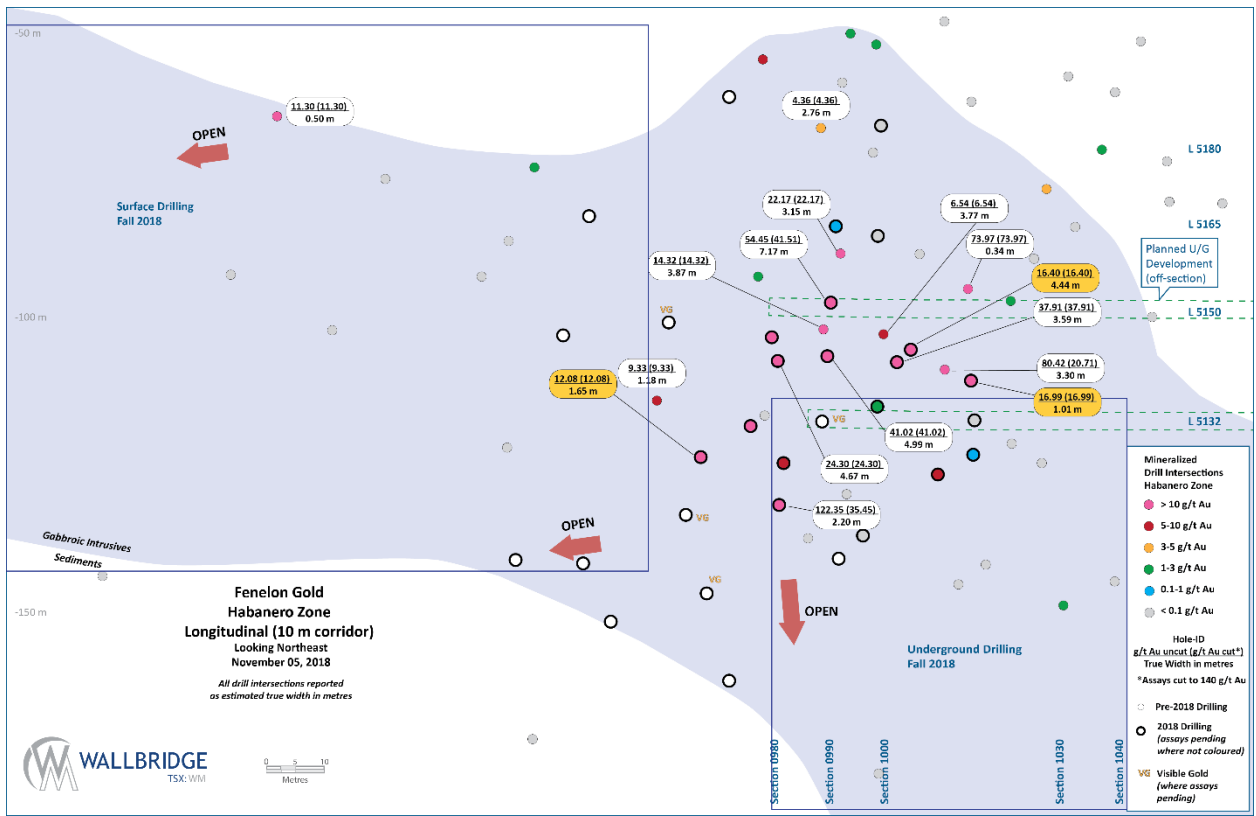


Figure 2: Fenelon Gold, Habanero Zone Longitudinal

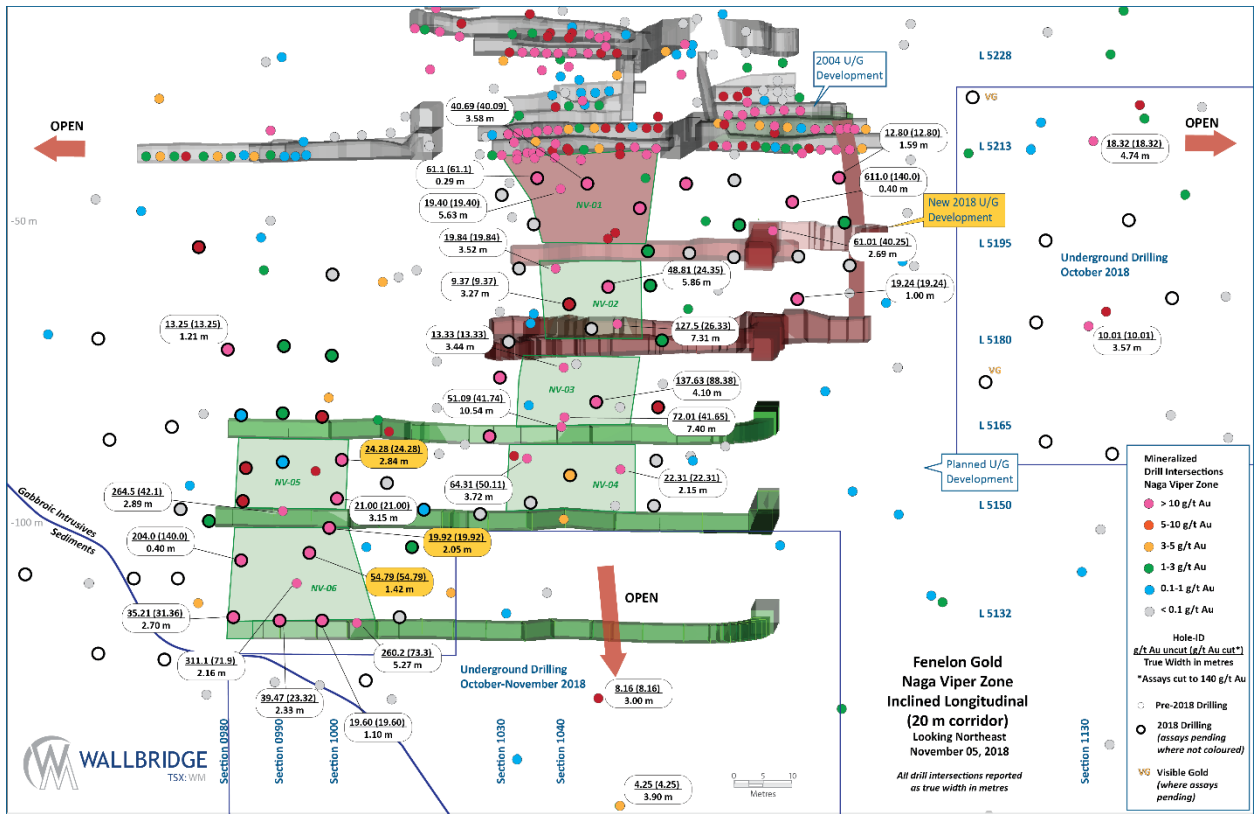


Figure 3: Fenelon Gold, Naga Viper Zone Longitudinal

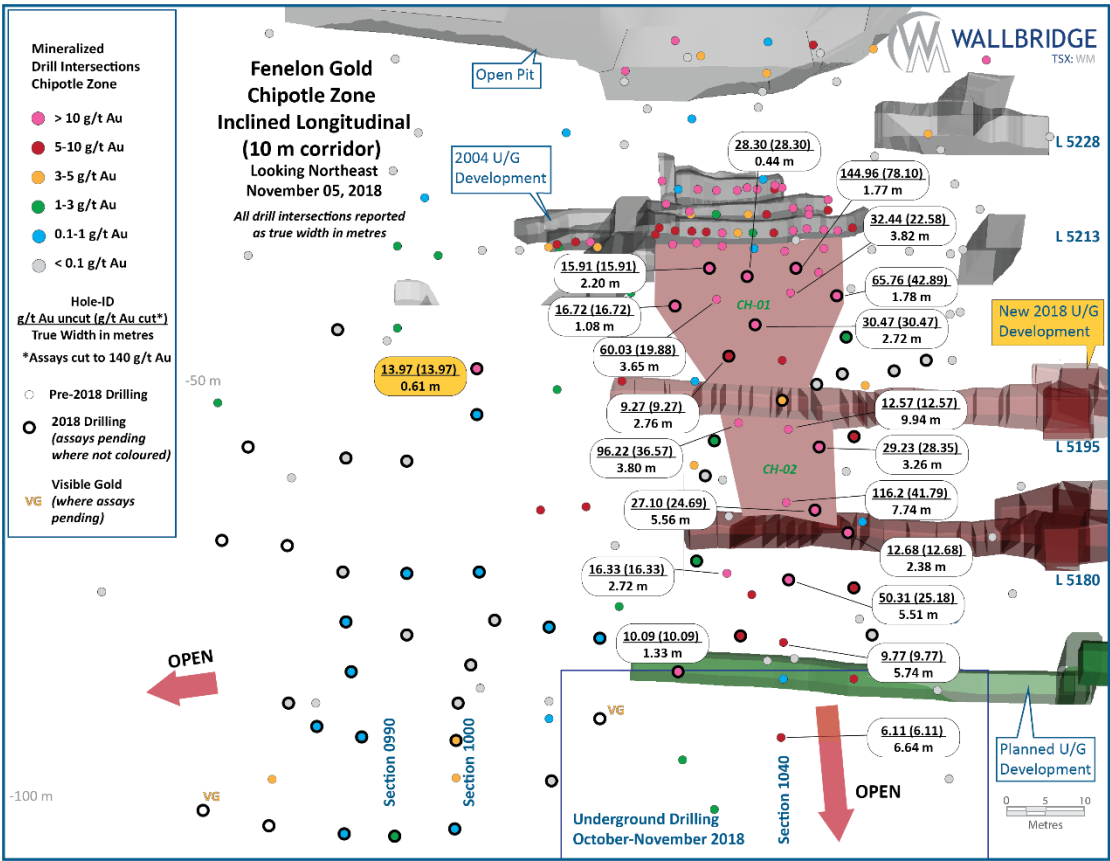


Figure 4: Fenelon Gold, Chipotle Zone Longitudinal

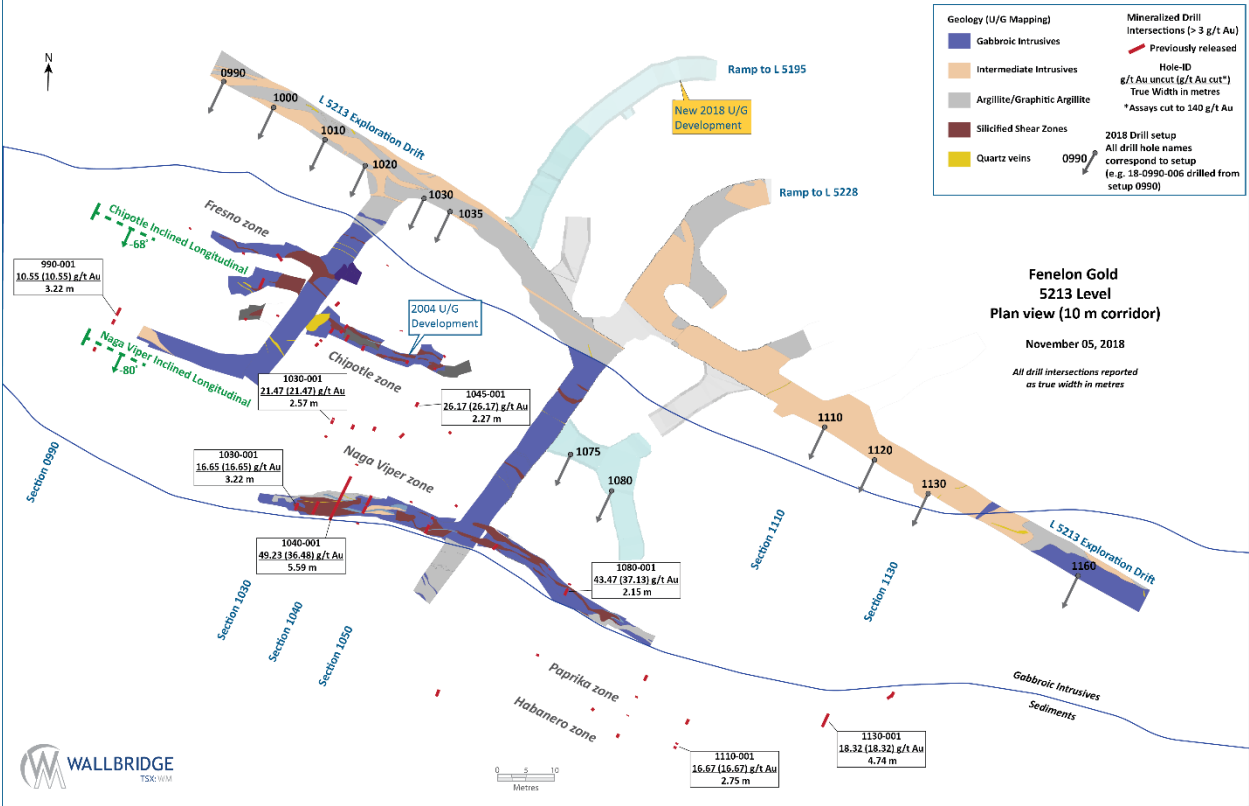


Figure 5: Fenelon Gold, 5213 Level Plan

Wallbridge's Fenelon Gold Property is located in northwestern Quebec proximal to the Sunday Lake Deformation Zone ("SLDZ") which hosts the Detour Gold Mine in Ontario, and Balmoral Resources' gold deposits at Martiniere. The Fenelon Gold Property hosts the Discovery Zone gold deposit and surrounding 4 km strike length of a gold-hosting secondary splay of the SLDZ.

Since acquiring the property in late 2016, Wallbridge has completed an updated resource estimate and a positive pre-feasibility study on the existing resource (see [Wallbridge Press Release dated February 02, 2017](#)). In addition, Wallbridge has completed surface exploration drilling campaigns and is currently drilling from underground as part of its 35,000-tonne bulk sample at Fenelon. Drilling to date has significantly extended existing zones and discovered several new parallel zones.

Drill core samples from the ongoing drill program at Fenelon were cut and bagged on site and transported to SGS Canada Inc. Samples, along with standards, blanks, and duplicates included for quality assurance and quality control, were prepared and analyzed at SGS Canada Inc. laboratories. Samples are crushed to 90% less than 2mm. A 1kg riffle split is pulverized to >95% passing 106 microns. 50g samples are analyzed by fire assay and AAS. Samples >10g/t Au are automatically analyzed by fire assay with gravimetric finish or screen metallic analysis. To test for coarse free gold and for additional quality assurance and quality control, Wallbridge requests screen metallic analysis for samples containing visible gold. These and future assay results may vary from time to time due to re-analysis for quality assurance and quality control.

The Qualified Persons responsible for the technical content of this press release are Marz Kord, P. Eng., M. Sc., MBA, President & CEO and Attila Péntek, P.Geo., Ph.D., Vice President Exploration for Wallbridge Mining Company Limited.

### **About Wallbridge Mining**

Wallbridge is establishing a pipeline of projects that will support sustainable production and revenue as well as organic growth through exploration and scalability.

Wallbridge is currently developing its 100%-owned high-grade Fenelon Gold property in Quebec with ongoing exploration and a bulk sample in 2018. Wallbridge is also pursuing other additional advanced-stage projects which would add to the Company's near-term project pipeline. These discussions benefit from the operating capabilities Wallbridge demonstrated by safely and efficiently mining the Broken Hammer deposit in Sudbury, which was completed in October 2015. Wallbridge is also continuing partner-funded exploration on its large portfolio of nickel, copper, and PGM projects in Sudbury, Ontario, with a focus on its high-grade Parkin project.

Wallbridge also has exposure to exploration for copper and gold in Jamaica and British Columbia through its 11.3% ownership of Carube Copper Corp. (CUC:TSX-V, formerly Miocene Resources Limited, a Wallbridge spin-out of its BC assets).

### **For Further Information**

Please visit the Company's website at [www.wallbridgeminig.com](http://www.wallbridgeminig.com) or contact:

#### **Wallbridge Mining Company Limited**

Marz Kord, P. Eng., M. Sc., MBA

President & CEO

Tel: (705) 682-9297 ext. 251

Email: [mkord@wallbridgeminig.com](mailto:mkord@wallbridgeminig.com)



David Ellis  
Investor Relations  
Tel: (416) 704-0937  
Email: dellis@wallbridgeminig.com

*This press release may contain forward-looking statements (including "forward-looking information" within the meaning of applicable Canadian securities legislation and "forward-looking statements" within the meaning of the US Private Securities Litigation Reform Act of 1995) relating to, among other things, the operations of Wallbridge and the environment in which it operates. Generally, forward-looking statements can be identified by the use of words such as "plans", "expects" or "does not expect", "is expected", "budget", "scheduled", "estimates", "forecasts", "intends", "anticipates" or "does not anticipate", or "believes", or variations of such words and phrases or statements that certain actions, events or results "may", "could", "would", "might" or "will be taken", "occur" or "be achieved". Wallbridge has relied on a number of assumptions and estimates in making such forward-looking statements, including, without limitation, the costs associated with the development and operation of its properties. Such assumptions and estimates are made in light of the trends and conditions that are considered to be relevant and reasonable based on information available and the circumstances existing at this time. A number of risk factors may cause actual results, level of activity, performance or outcomes of such exploration and/or mine development to be materially different from those expressed or implied by such forward-looking statements including, without limitation, whether such discoveries will result in commercially viable quantities of such mineralized materials, the possibility of changes to project parameters as plans continue to be refined, the ability to execute planned exploration and future drilling programs, the need for additional funding to continue exploration and development efforts, changes in general economic, market and business conditions, and those other risks set forth in Wallbridge's most recent annual information form under the heading "Risk Factors" and in its other public filings. Forward-looking statements are not guarantees of future performance and such information is inherently subject to known and unknown risks, uncertainties and other factors that are difficult to predict and may be beyond the control of Wallbridge. Although Wallbridge has attempted to identify important risks and factors that could cause actual actions, events or results to differ materially from those described in forward-looking statements, there may be other factors and risks that cause actions, events or results not to be as anticipated, estimated or intended. Consequently, undue reliance should not be placed on such forward-looking statements. In addition, all forward-looking statements in this press release are given as of the date hereof.*

*Wallbridge disclaims any intention or obligation to update or revise any forward-looking statements, whether as a result of new information, future events or otherwise, save and except as may be required by applicable securities laws. The forward-looking statements contained herein are expressly qualified by this disclaimer.*