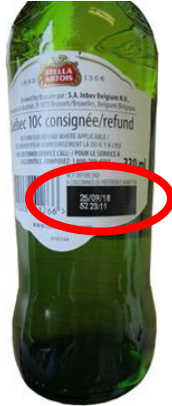


Canada Stella Artois Voluntary Product Recall

How to read the bottle label

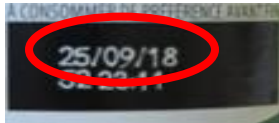
To find the code on the bottle:

1. Look for the label on the back of the bottle
2. At the bottom right of the back label, look for the black shaded box
3. Printed in white, 2 lines of numbers represent the Best Before date, package code and time stamp

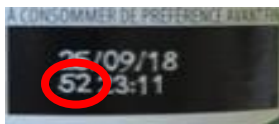


How to read the code in the black shaded box:

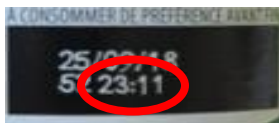
1. First line is the Best Before Date in the following format dd/mm/yy . Example below reading 25/09/2018 means September 25th 2018



2. On the second line, the first 2 digits represent package code which will be 49, 52 or 55. Example below shows package code # 52



3. On the second line, following the first 2 digits is the time stamp code in the following format hh:mm in military time format. Example below reads 23:11 = 11:11PM




How to read the carton code:


If you have a 6-pack, 12-pack, or 24-pack, look for the code on the side of the carton. If you have the “Best of Belgium multi-pack” refer to the code on the bottle.

The code will be printed on 2 lines similarly to the code on the bottle.

1. First line is the Best Before Date in the following format dd/mm/yy . Example below reading 13/09/18 means September 13th 2018



2. On the second line, the first 2 digits represent package code which will be 49, 52 or 55. Example below shows package code # 55



3. On the second line, following the first 2 digits is the time stamp code in the following format hh:mm in military time format. Example below reads 00:49 = 12:49AM

