



ECONOMICS

The Canadian Labour Market — Even Better Than You Think

by Benjamin Tal

Avery Shenfeld
(416) 594-7356
avery.shenfeld@cibc.ca

Benjamin Tal
(416) 956-3698
benjamin.tal@cibc.ca

Andrew Grantham
(416) 956-3219
andrew.grantham@cibc.ca

Royce Mendes
(416) 594-7354
royce.mendes@cibc.ca

Nick Exarhos
(416) 956-6527
nick.exarhos@cibc.ca

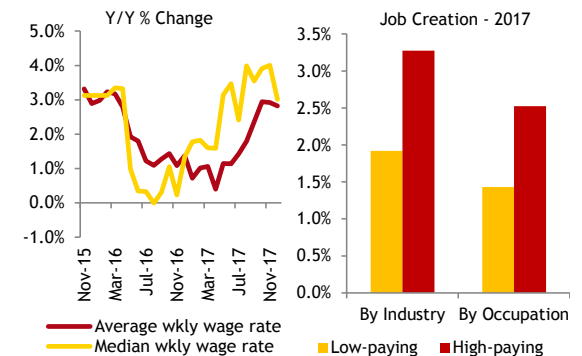
A “cautious” Bank of Canada should not look to the labour market to confirm any trepidation. Good headline numbers come and go, but beneath the surface, where job market demons usually hide, things are also improving. And where they aren’t, it’s largely due to structural forces—well beyond the realm of monetary policy.

Strong Headline Numbers

The headline numbers are impressive. In 2017 the economy generated more than 420,000 jobs—the strongest showing in 15 years. And after rising sharply in 2016, part-time employment as a share of total employment is now back to its long-term average (Chart 1). Wages are finally showing signs of life, with both the average and median wage accelerating recently, suggesting broadly-based and more inclusive wage gains (Chart 2, left). Even more important has been the improvement in

Chart 2

Higher Wages and Better Job Composition

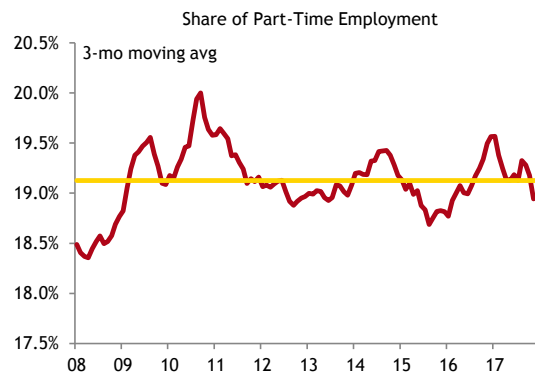


Source: Statistics Canada, CIBC

the composition of job creation. Regardless of how you measure it, by industry or by occupation, the number of high-paying jobs rose faster last year than the number of low-paying jobs (Chart 2, right). So with wage inflation and job composition pointing in the same direction, real labour income is now rising at its fastest rate in five years (Chart 3).

Chart 1

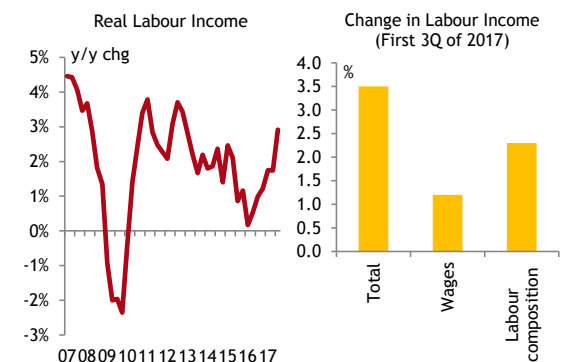
Part-Time Employment: Back to Long-Term Average Share



Source: Statistics Canada, CIBC

Chart 3

Strong Rebound in Labour Income



Source: Statistics Canada, CIBC

<http://economics.cibccm.com>

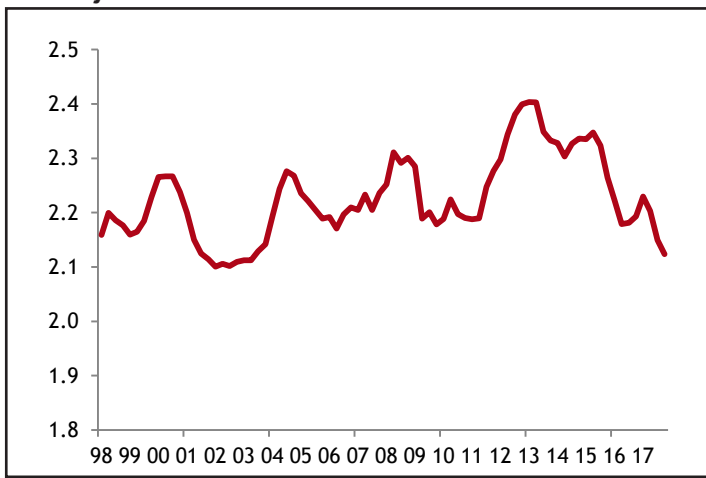
But of course the Bank of Canada will be the first to tell you that the headline numbers are insufficient to justify a shift to a more aggressive rate hiking mode. You have to dig deeper in search of fragilities that might jeopardize the current expansion and the durability of the recent improvement in wage inflation.

The Kids are Alright

The youth unemployment situation has been a source of concern for a while, with young Canadians unable to take full advantage of the early stages of the economic recovery. That, however, isn't the case anymore. Not only has the youth unemployment rate been trending downward in recent years to reach a record-low of 10.3% in December of 2017, but it has been falling faster than the unemployment rate among adults. Today, the youth-to-adult unemployment ratio is if anything below its long-term average (Chart 4).

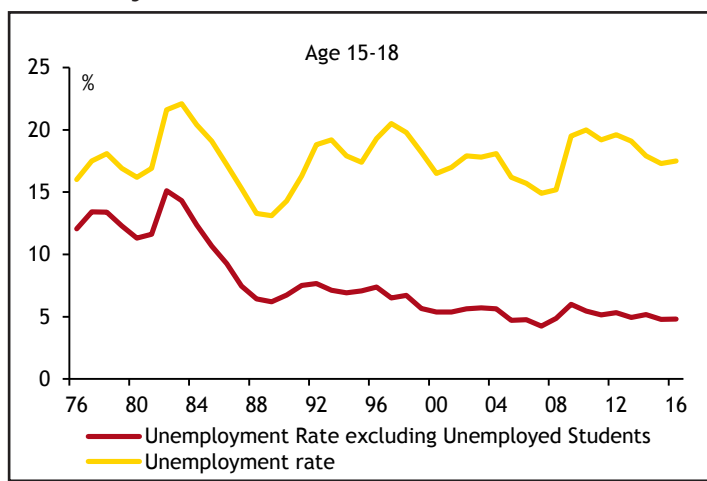
What's more, the real youth unemployment rate is much lower than suggested by the headline numbers. The official rate includes youth aged 15-18 that are enrolled in high-school and also search for employment. It's reasonable to suggest that many of these high-school students should not be classified as unemployed as their main activity is learning. Excluding students, the unemployment rate for this age group falls from close to 20% to a record-low of 7% (Chart 5). In fact, this factor also works to reduce the headline national unemployment rate by close to 0.5%. That is, if it was not for the "unemployed" high-school students, the Canadian unemployment rate in December 2017 would have been 5.2% as opposed to the headline number of 5.7%.

Chart 4
**Youth/Adult Unemployment Ratio—
No Major Issue Here**



Source: Statistics Canada, CIBC

Chart 5
**Unemployment Among Teens—
Not Really A Problem**

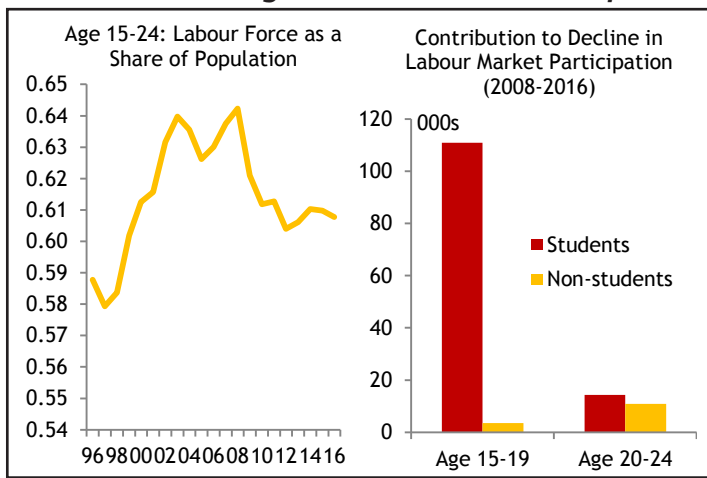


Source: Statistics Canada, CIBC

Yes, Mr. Poloz has said that what keeps him up at night is not youth unemployment, but rather the dramatic decline in the participation of youths in the job market. And as illustrated in Chart 6 left, the participation rate indeed fell notably from 64% before the recession to the current 61%. But take a look at the right side of the chart. Nearly all of that decline is due to lower participation among..... you guessed it.....high-school students. The simple fact that an increased number of high-school students decide to focus more on school and less on part-time employment is not a macro factor indicating real labour market slack.

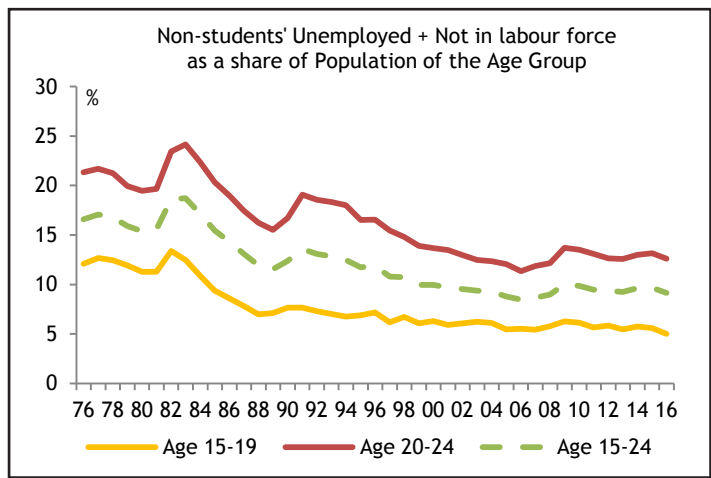
From a labour market policy perspective, the focus should be on youth that are neither enrolled in school nor

Chart 6
**Basically All the Decline in Youth Participation Rate
is Due to Lower High School Student Participation**



Source: Statistics Canada, CIBC

Chart 7
**Share of Most Vulnerable Youths—
On a Decline**



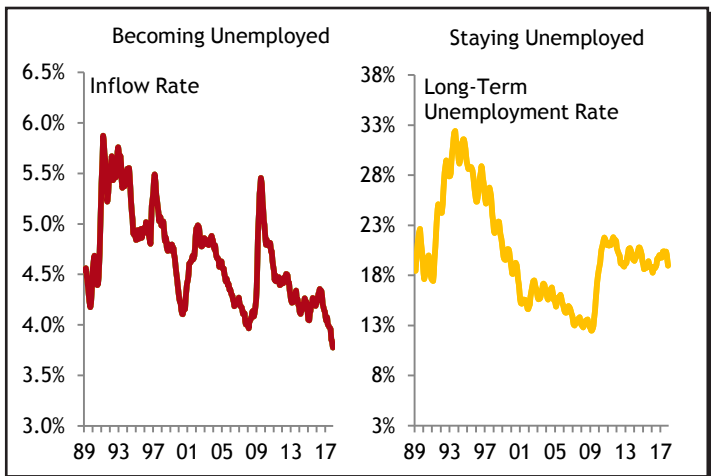
Source: Statistics Canada, CIBC

participate in the labour market, as well as non-students that are unemployed. That vulnerable segment of the youth population amounts to close to 400,000. But even here the trend is positive with that segment’s share of the youth population trending downward (Chart 7).

Duration of Unemployment—Beyond the Realm of Monetary Policy

Another source of vulnerability often cited by the Bank of Canada is the relatively long duration of unemployment. At any point in time, the jobless rate encompasses both the number of unemployed people who have recently become unemployed and the number of those who have been unemployed for a period of time. Accordingly, an increase in the unemployment rate can occur not only

Chart 8
**The Issue is Not Becoming Unemployed,
It’s Staying Unemployed**



Source: Statistics Canada, CIBC

because of an increase in the rate at which people are losing their jobs, but also because of the fact that on average, people are unemployed for a longer period of time. Chart 8 illustrates those two forces. The inflow rate into unemployment, namely the rate at which people become unemployed, is currently at a record low. However, the share of long-term unemployment rose notably during the recession and hasn’t really recovered since then.

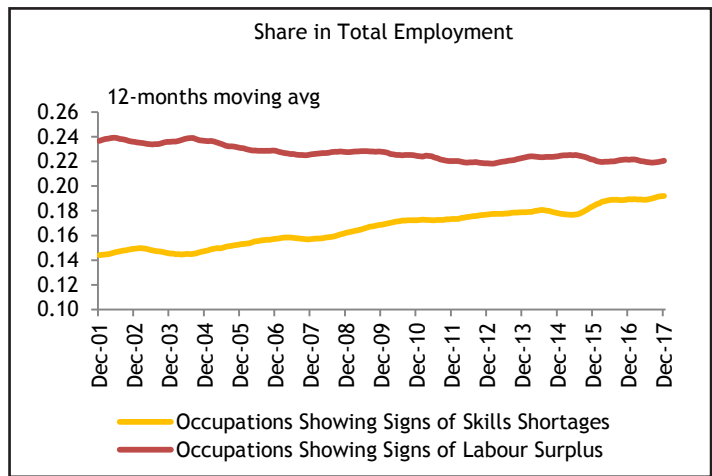
The issue is that the Bank of Canada can generally only influence the inflow rate where clearly there is no problem, while the increase in long-term unemployment is largely due to a mismatch in the labour market—way beyond the domain of monetary policy. And even here that mismatch suggests increased wage pressure down the road as the share of occupations showing signs of skill shortages is rising faster than the share of occupations that are in a labour surplus situation (Chart 9).

The 55+ factor

You can’t really say anything about the labour market without taking a closer look at the major demographic forces shaping its trajectory. Chart 10 captures the story very well. The share of youths in total employment is relatively stable but there is a dramatic substitution between prime-age workers and the 55+ category.

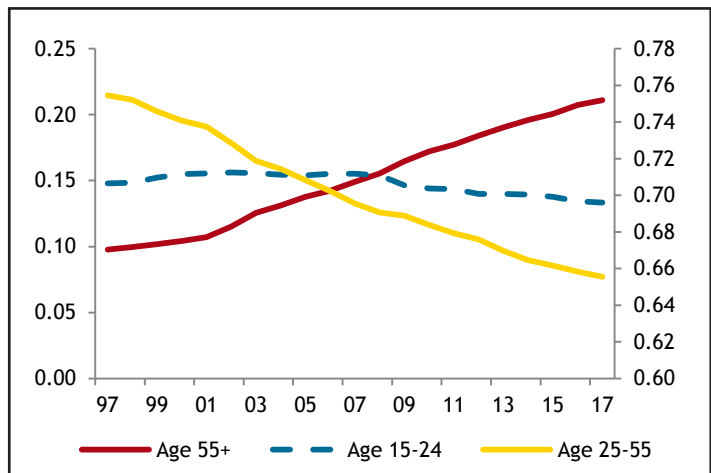
In the US, our research suggests that the rising share of older workers in overall employment is playing a role in subduing wage inflation, as older workers on average receive lower wage gains. But as illustrated in Chart 11, that’s hardly the case in Canada. Both wage inflation and absolute wage levels among the age 55+ segment are

Chart 9
Labour Market Mismatch



Source: Statistics Canada, CIBC

Chart 10
Share in Employment

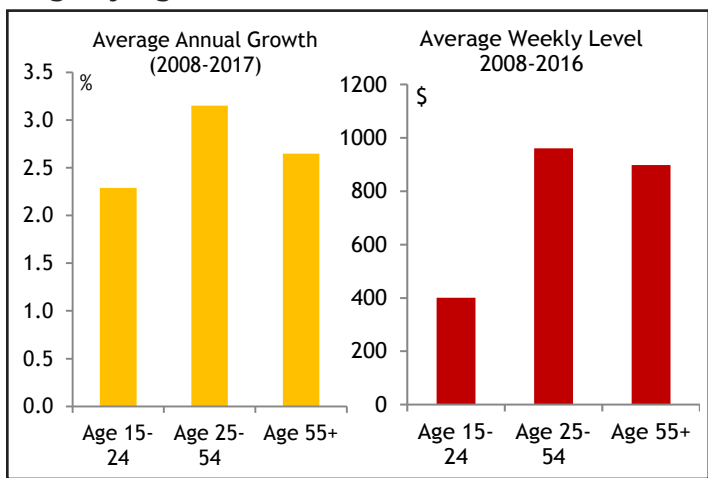


Source: Statistics Canada, CIBC

not materially different from that seen among prime-age workers. That suggests a limited impact from the rising share of older workers on the wage trajectory in the Canadian job market.

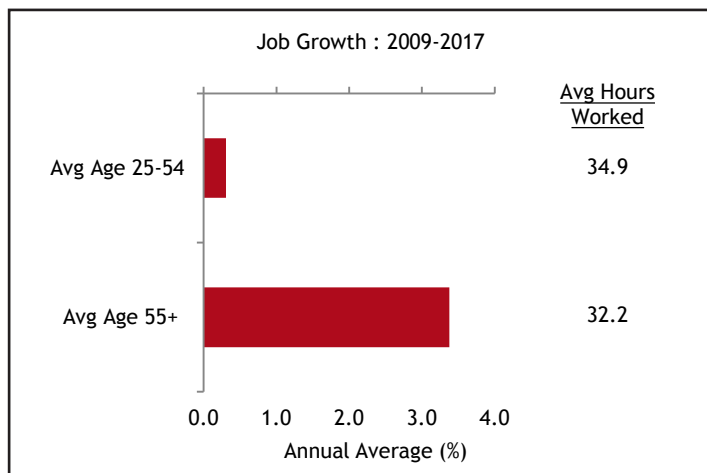
Much more material is the impact of that demographic force on the number of hours worked in the economy. Workers aged 55+ represent the fastest growing segment of the labour market, but they are also slowly disengaging via reduced hours worked (Chart 12). With more people working less, the average numbers of hours worked has been on a steady decline. We estimate that in 2017, the 55+ factor reduced the total number of hours worked by no less than 2%, by far the largest impact on record. In fact, with every year that passes the negative impact of the 55+ factors on hours worked is larger (Chart 13). And

Chart 11
Wage by Age



Source: Statistics Canada, CIBC

Chart 12
More Working Less



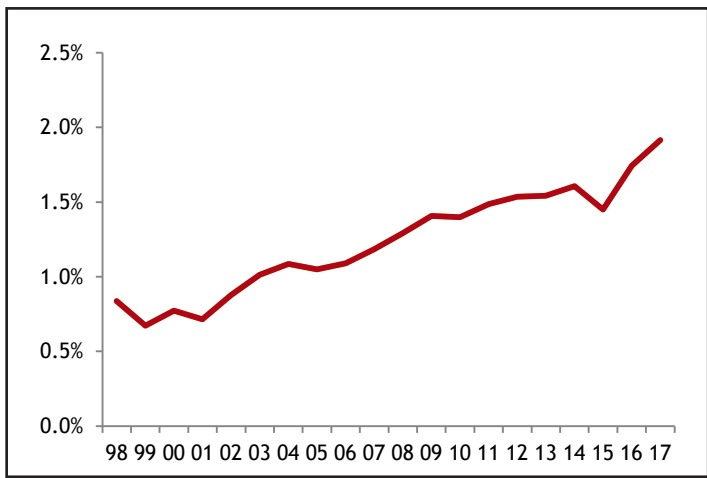
Source: Statistics Canada, CIBC

given the way the demographic story is unfolding, that force will become even larger in the future.

The Bank of Canada has on many occasions pointed to the reduction in average hours worked as a sign of labour market slack. In fact, that factor is featured in the Bank's labour market indicator that still suggests that the labour market is not as strong as perceived. But from the discussion above, it's clear that the Bank cannot do anything to reverse that demographically-induced trend.

The labour market of 2018 will be tested. Minimum wage hikes will act as a negative for job creation as will the headwind blowing from the tricky NAFTA negotiations. The ultimate impact of those forces is unknown. But what we do know is that the labour market is well positioned to face what's coming.

Chart 13
Negative Impact of the 55+ Factor on Overall Number of Hours Worked



Source: Statistics Canada, CIBC

CIBC World Markets Inc., CIBC World Markets Corp., CIBC World Markets Plc., CIBC Australia Limited and certain other corporate banking and capital markets activities of Canadian Imperial Bank of Commerce operate under the brand name CIBC Capital Markets.

This report is issued and approved for distribution by (a) in Canada, CIBC World Markets Inc., a member of the Investment Industry Regulatory Organization of Canada, the Toronto Stock Exchange, the TSX Venture Exchange and a Member of the Canadian Investor Protection Fund, (b) in the United Kingdom, CIBC World Markets plc, which is regulated by the Financial Services Authority, and (c) in Australia, CIBC Australia Limited, a member of the Australian Stock Exchange and regulated by the ASIC (collectively, "CIBC") and (d) in the United States either by (i) CIBC World Markets Inc. for distribution only to U.S. Major Institutional Investors ("MII") (as such term is defined in SEC Rule 15a-6) or (ii) CIBC World Markets Corp., a member of the Financial Industry Regulatory Authority. U.S. MIs receiving this report from CIBC World Markets Inc. (the Canadian broker-dealer) are required to effect transactions (other than negotiating their terms) in securities discussed in the report through CIBC World Markets Corp. (the U.S. broker-dealer).

This report is provided, for informational purposes only, to institutional investor and retail clients of CIBC World Markets Inc. in Canada, and does not constitute an offer or solicitation to buy or sell any securities discussed herein in any jurisdiction where such offer or solicitation would be prohibited. This document and any of the products and information contained herein are not intended for the use of private investors in the United Kingdom. Such investors will not be able to enter into agreements or purchase products mentioned herein from CIBC World Markets plc. The comments and views expressed in this document are meant for the general interests of wholesale clients of CIBC Australia Limited.

This report does not take into account the investment objectives, financial situation or specific needs of any particular client of CIBC. Before making an investment decision on the basis of any information contained in this report, the recipient should consider whether such information is appropriate given the recipient's particular investment needs, objectives and financial circumstances. CIBC suggests that, prior to acting on any information contained herein, you contact one of our client advisers in your jurisdiction to discuss your particular circumstances. Since the levels and bases of taxation can change, any reference in this report to the impact of taxation should not be construed as offering tax advice; as with any transaction having potential tax implications, clients should consult with their own tax advisors. Past performance is not a guarantee of future results.

The information and any statistical data contained herein were obtained from sources that we believe to be reliable, but we do not represent that they are accurate or complete, and they should not be relied upon as such. All estimates and opinions expressed herein constitute judgments as of the date of this report and are subject to change without notice.

This report may provide addresses of, or contain hyperlinks to, Internet web sites. CIBC has not reviewed the linked Internet web site of any third party and takes no responsibility for the contents thereof. Each such address or hyperlink is provided solely for the recipient's convenience and information, and the content of linked third-party web sites is not in any way incorporated into this document. Recipients who choose to access such third-party web sites or follow such hyperlinks do so at their own risk.

© 2018 CIBC World Markets Inc. All rights reserved. Unauthorized use, distribution, duplication or disclosure without the prior written permission of CIBC World Markets Inc. is prohibited by law and may result in prosecution.