

GardaWorld

**Survey on the use of security firms in
support of police services**

NOVEMBER 2017

© 2017 Ipsos All rights reserved. Contains confidential and proprietary information from Ipsos and cannot be disclosed or reproduced without Ipsos's prior written consent.

METHODOLOGY

- The results presented in this report are from an Ipsos survey conducted between October 27 and November 1, 2017. A total of 1,007 Canadians aged 18 or older took part in this survey through our online platform i-Say.
- Weighting was applied to the total sample depending on age, gender, region, and language to ensure that the final sample was representative of Canadian adults according to Statistics Canada census data.
- Ipsos online survey accuracy is measured using a credibility interval. The online portion of this survey is accurate to $\pm 3.5\%$, 19 times out of 20. The credibility interval is larger for population subgroups.

FINDINGS

PRIVATE FIRMS AND SUPPLEMENTARY TASKS IN SUPPORT OF POLICE SERVICES – THE MAJORITY OF CANADIANS AGREE

■ Completely agree ■ Somewhat agree ■ Somewhat disagree ■ Completely disagree ■ Don't know



Q1) Some private security companies in Canada are proposing to offer supplementary tasks (e.g., traffic management, prisoner detention and transportation services, follow-up for non-priority and non-criminal calls) in support of police services, which could help lower government spending on police services and allow police officers to focus on other police duties. To what extent do you agree or disagree with this idea?

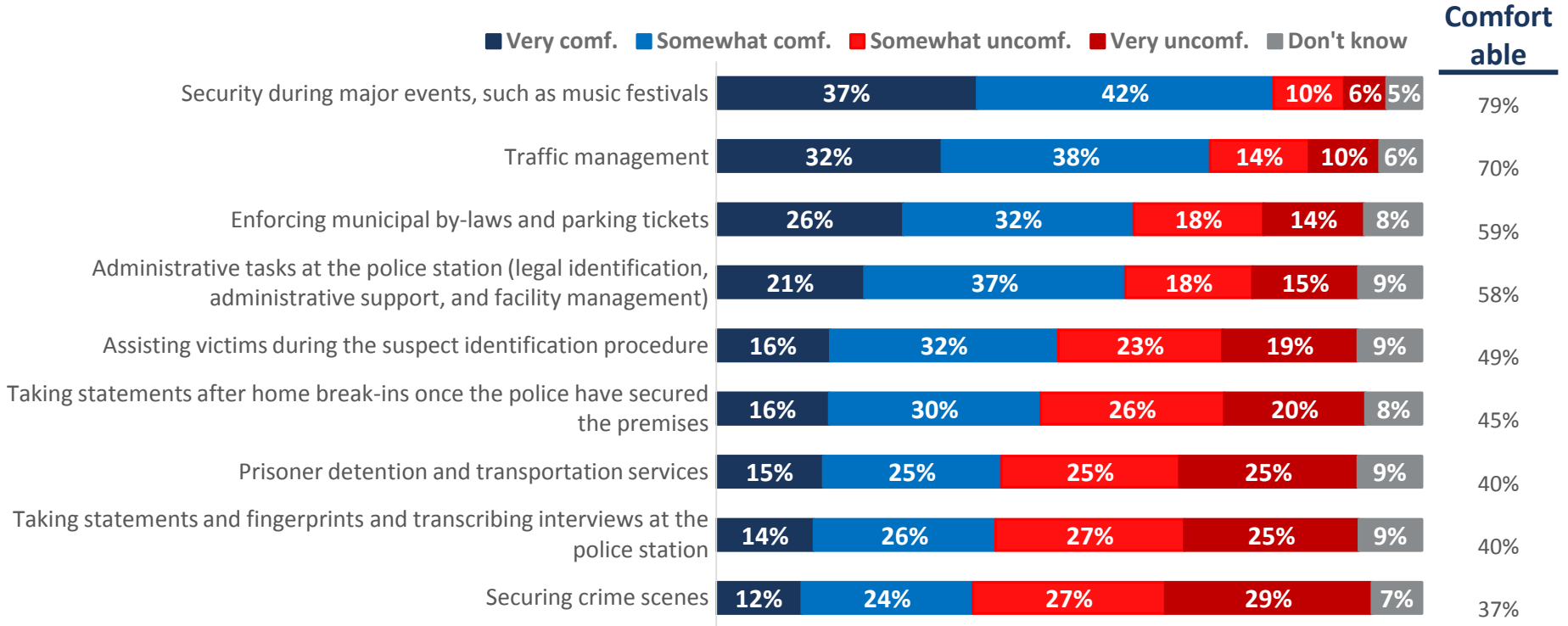
PRIVATE FIRMS AND SUPPLEMENTARY TASKS – DEMOGRAPHIC VARIATIONS

	Total	Gender		Age			Region					
		Male	Female	18 to 34	35 to 54	55 and older	BC	AB	SK/MB	Ontario	Quebec	Atlantic
		A	B	C	D	E	A	B	C	D	E	F
<i>Base: All respondents (unweighted)</i>	1,007	471	536	243	395	369	124	97	98	364	239	85
Agree (%)	59%	61%	58%	64%^E	61%	54%	56%	62%	60%	58%	59%	67%

Q1) Some private security companies in Canada are proposing to offer supplementary tasks (e.g., traffic management, prisoner detention and transportation services, follow-up for non-priority and non-criminal calls) in support of police services, which could help lower government spending on police services and allow police officers to focus on other police duties. To what extent do you agree or disagree with this idea?

Base: All respondents n = 1007

COMFORT LEVEL WITH PRIVATE INVOLVEMENT IN VARIOUS AREAS

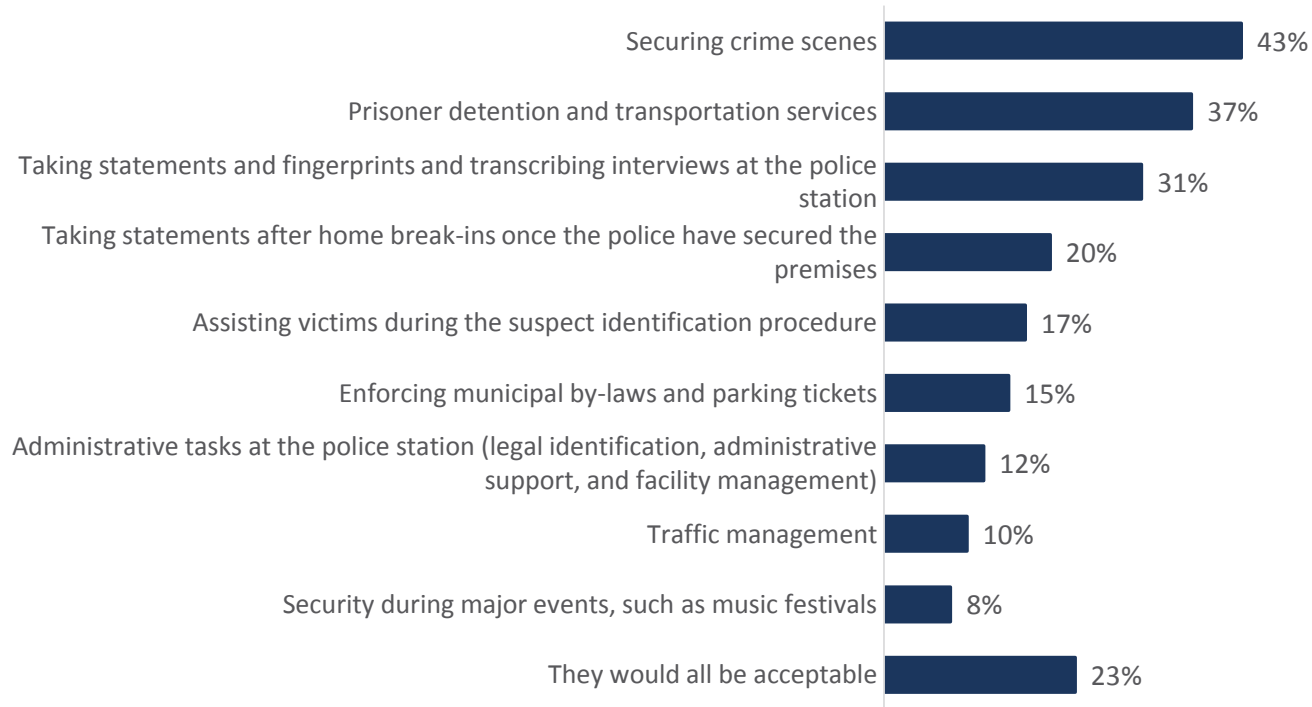


Q2) How comfortable are you with the idea of private security companies performing the following supplementary tasks, which are currently performed by the police?

COMFORT LEVEL WITH PRIVATE INVOLVEMENT – DEMOGRAPHIC VARIATIONS

Comfortable (%)	Total	Gender		Age			Region					
		Male	Female	18 to 34	35 to 54	55 and older	BC	AB	SK/MB	Ontario	Quebec	Atlantic
		A	B	C	D	E	A	B	C	D	E	F
<i>Base: All respondents (unweighted)</i>	1,007	471	536	243	395	369	124	97	98	364	239	85
Security during major events, such as music festivals	79%	80%	78%	73%	79%	82%_C	83%_B	68%	74%	81%_B	79%	80%
Traffic management	70%	67%	73%	66%	72%	71%	71%_B	54%	65%	72%_B	74%_B	69%
Enforcing municipal by-laws and parking tickets	59%	58%	59%	42%	62%_C	67%_C	60%_B	41%	60%_B	65%_{BE}	56%_B	54%
Administrative tasks at the police station (legal identification, administrative support, and facility management)	58%	56%	61%	53%	63%_C	58%	53%	52%	67%	61%	57%	61%
Assisting victims during the suspect identification procedure	49%	50%	47%	47%	49%	49%	41%	43%	48%	49%	54% _A	55%
Taking statements after home break-ins once the police have secured the premises	45%	45%	46%	43%	46%	47%	41%	42%	43%	47%	47%	52%
Prisoner detention and transportation services	40%	47%_B	34%	43%	42%	37%	31%	39%	40%	43% _A	41%	41%
Taking statements and fingerprints and transcribing interviews at the police station	40%	43%	37%	40%	40%	39%	35%	34%	40%	39%	45%	45%
Securing crime scenes	37%	43%_B	30%	41%	38%	33%	31%	33%	36%	35%	44%_A	35%

OPPOSITION TO PRIVATE FIRMS PERFORMING SUPPLEMENTARY TASKS



Q3) Would you be completely opposed to any of the following supplementary tasks being performed by a private security firm, regardless of the situation? (Please choose up to three responses.)
Base: All respondents n = 1007. The total may exceed 100% as multiple responses are possible.

OPPOSITION TO PRIVATE FIRMS PERFORMING SUPPLEMENTARY TASKS – DEMOGRAPHIC VARIATIONS

	Total	Gender		Age			Region					
		Male	Female	18 to 34	35 to 54	55 and older	BC	AB	SK/MB	Ontario	Quebec	Atlantic
		A	B	C	D	E	A	B	C	D	E	F
<i>Base: All respondents (unweighted)</i>	1,007	471	536	243	395	369	124	97	98	364	239	85
Securing crime scenes	43%	39%	47%_A	38%	42%	47%	39%	44%	50%	44%	39%	47%
Prisoner detention and transportation services	37%	31%	42%_A	29%	34%	44%_{CD}	44%_B	28%	42%	36%	36%	32%
Taking statements and fingerprints and transcribing interviews at the police station	31%	31%	30%	28%	25%	37%_{CD}	34%	34%	32%	31%	26%	36%
Taking statements after home break-ins once the police have secured the premises	20%	19%	21%	16%	23%	20%	21%	15%	26%_E	23%_E	15%	20%
Assisting victims during the suspect identification procedure	17%	13%	20%_A	16%	15%	18%	16%	16%	19%	17%	18%	13%
Enforcing municipal by-laws and parking tickets	15%	18%_B	12%	13%	15%	16%	19%	20%	11%	16%	10%	12%
Administrative tasks at the police station (legal identification, administrative support, and facility management)	12%	14%	11%	11%	11%	13%	13%	10%	14%	14%	11%	5%
Traffic management	10%	12%	9%	10%	9%	11%	9%	14%	11%	10%	7%	16%_E
Security during major events, such as music festivals	8%	10%	6%	6%	9%	8%	7%	10%	4%	9%	7%	8%
They would all be acceptable	23%	25%	21%	29%_E	25%_E	17%	21%	18%	20%	22%	29%	24%

OPINION: THE COST OF SAFETY



59%

You can't put a price on safety; the government should invest whatever it takes to bolster police services.



28%

Safety is important but, like everything else, we should aim to spend less on police services.



14%

I don't know/
I would prefer not to answer

OPINION: THE COST OF SAFETY



28%

Safety is important but, like everything else, we should aim to spend less on police services.

GENDER



33% of men vs.
23% of women



INCOME

\$100K+

42% of respondents have a household income of \$100K or more

42% of respondents in Quebec vs. 29% in Ontario, 24% in Saskatchewan/Manitoba, 21% in Alberta, 15% in Atlantic Canada, and 14% in British Columbia

OPINION: POLICE FORCE CUTS



61%

I could get on board with private security companies helping the police with specific duties, but only if there were no jobs cut in the police force.



19%

I could get on board with private security companies helping the police with specific duties, even if it meant cutting jobs in the police force.



20%

I don't know/
I would prefer not to answer

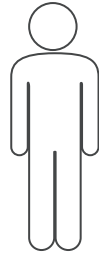
OPINION: POLICE FORCE CUTS – DEMOGRAPHIC VARIATIONS



19%

I could get on board with private security companies helping the police with specific duties, even if it meant cutting jobs in the police force.

GENDER



27% of men vs.
12% of women



INCOME

\$100K+

35% of respondents have a household income of \$100K or more

24% of respondents in Quebec vs. 23% in Atlantic Canada, 20% in Ontario, 16% in Saskatchewan/Manitoba, 14% in Alberta, and 12% in British Columbia

OPINION: OUTSOURCING SUPPLEMENTARY TASKS AND PUBLIC SAFETY



32%

Outsourcing supplementary tasks to major private security companies in order to assist the police puts public safety at risk.



45%

Outsourcing supplementary tasks to major private security companies in order to assist the police does not put public safety at risk.



23%

I don't know/
I would prefer not to answer

OPINION: OUTSOURCING SUPPLEMENTARY TASKS – DEMOGRAPHIC VARIATIONS



45%

Outsourcing supplementary tasks to major private security companies in order to assist the police does not put public safety at risk.

AGE



49% of Generation X (35 to 54) vs. 47% of baby boomers (55 and older) and 38% of millennials (18 to 34). Millennials are more undecided (30% responded don't know)



GENDER



Statistical equality

between men (47%) and women (44%)

53% of respondents in Quebec vs. 46% in Saskatchewan/Manitoba, 45% in Ontario, 42% in Atlantic Canada, 40% in Alberta, and 38% in British Columbia

APPENDIX

DEMOGRAPHIC DATA

Gender

Male	49%
Female	51%

Age

18 to 34 (net)	27%
35 to 54 (net)	34%
55 and older (net)	39%

Education

< High school	11%
High school	34%
College	39%
University degree	15%

Household income

Less than \$40K	30%
\$40K to \$59K	21%
\$60K to \$99K	23%
\$100K or more	12%

Household composition

Children	20%
No children	80%

Number of people in the household

1	28%
2	43%
3	15%
4	9%
5	3%
6	1%
7	*
8	*
12 or more	*

Marital status

Single/never married	29%
Common-law	14%
Married	41%
Widow/Widower	5%
Divorced or separated	11%

Region

BC	14%
AB	11%
SK/MB	6%
Ontario	38%
Quebec	23%
Atlantic	7%

Employment status

Full-time employee	36%
Part-time employee	9%
Self-employed	6%
Unemployed and seeking employment	4%
Unemployed and not seeking employment/long-term illness or disability	5%
Stay-at-home parent, homemaker	5%
Retired	28%
Student	6%
Military	*
Prefer not to answer	1%

Contact



SÉBASTIEN DALLAIRE
Vice-President, Ipsos Public Affairs

✉ sebastien.dallaire@ipsos.com

📞 514-904-4324

ABOUT IPSOS

Ipsos ranks third in the global research industry. With a strong presence in 87 countries, Ipsos employs more than 16,000 people and has the ability to conduct research programs in more than 100 countries. Founded in France in 1975, Ipsos is controlled and managed by research professionals. They have built a solid Group around a multi-specialist positioning – Media and advertising research; Marketing research; Client and employee relationship management; Opinion & social research; Mobile, Online, Offline data collection and delivery.

Ipsos is listed on Eurolist – NYSE – Euronext. The company is part of the SBF 120 and the Mid-60 index and is eligible for the Deferred Settlement Service (SRD).

ISIN code FR0000073298, Reuters ISOS.PA, Bloomberg IPS:FP

www.ipsos.com

GAME CHANGERS

At Ipsos we are passionately curious about people, markets, brands and society. We deliver information and analysis that makes our complex world easier and faster to navigate and inspires our clients to make smarter decisions.

We believe that our work is important. Security, simplicity, speed and substance applies to everything we do.

Through specialisation, we offer our clients a unique depth of knowledge and expertise. Learning from different experiences gives us perspective and inspires us to boldly call things into question, to be creative.

By nurturing a culture of collaboration and curiosity, we attract the highest calibre of people who have the ability and desire to influence and shape the future.

“GAME CHANGERS” – our tagline – summarises our ambition.