



University of Arizona & Arizona Mining Association Southern Arizona Survey 2025

Methodology

The N=400 survey was conducted among likely voters 10/13 through 10/19. The poll surveyed likely Southern Arizona General Election voters who have a history of electoral participation and was balanced to model the likely turnout of voters across party, age, region, and gender. No weighting has been applied. The live interview survey of voters was conducted by HighGround Public Affairs to both landline and cell phone users.

Age Group:

9.3% - 29 and under
12.0% - 30 to 39
15.0% - 40 to 49
23.7% - 50 to 64
40.0% - 65 Plus

Party:

41.0% - Democrat
33.0% - Republican
20.0% - PND/Unaffiliated voters
6.0% - All other parties

Sex:

48.0% - Male
52.0% - Female

County:

87.0% - Pima
10.0% - Cochise
3.0% - Santa Cruz

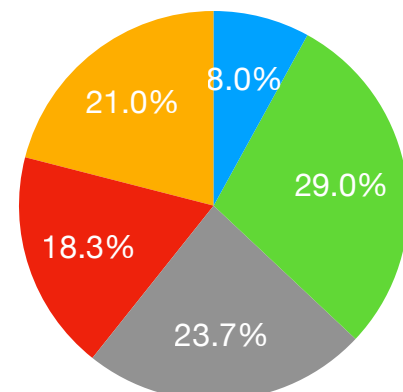
Survey Results

In general, would you say that the State of Arizona is heading in the right direction, or the wrong direction?

8.0% - Definitely right direction
29.0% - Probably right direction
23.7% - Probably wrong direction
18.3% - Definitely wrong direction
21.0% - Don't Know, Refused

Dem: 40.2% - right direction
GOP: 28.8% - right direction
PND: 46.2% - right direction
OTHER: 29.2% - right direction

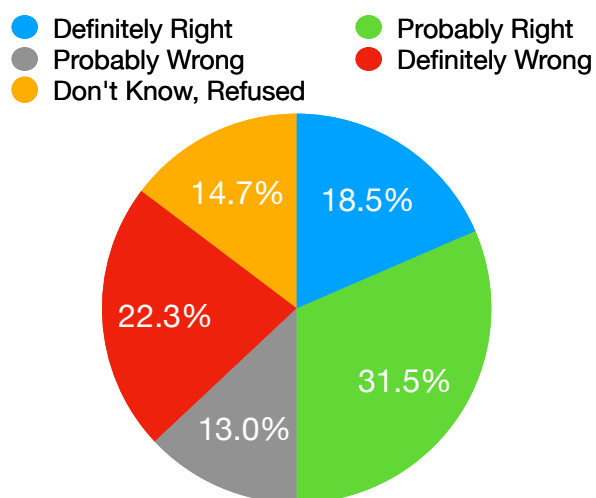
● Definitely Right
● Probably Right
● Probably Wrong
● Definitely Wrong
● Don't Know, Refused



In general, would you say that your area is heading in the right direction, or the wrong direction?

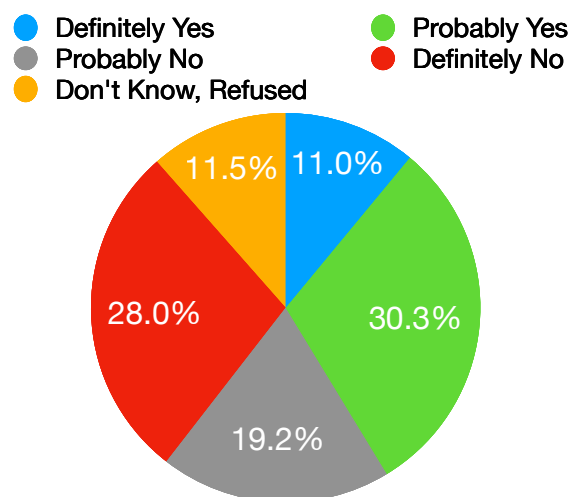
18.5% - Definitely right direction
 31.5% - Probably right direction
 13.0% - Probably wrong direction
 22.3% - Definitely wrong direction
 14.7% - Don't Know, Refused

Dem: 56.7% - right direction
 GOP: 45.5% - right direction
 PND: 48.8% - right direction
 OTHER: 33.3% - right direction

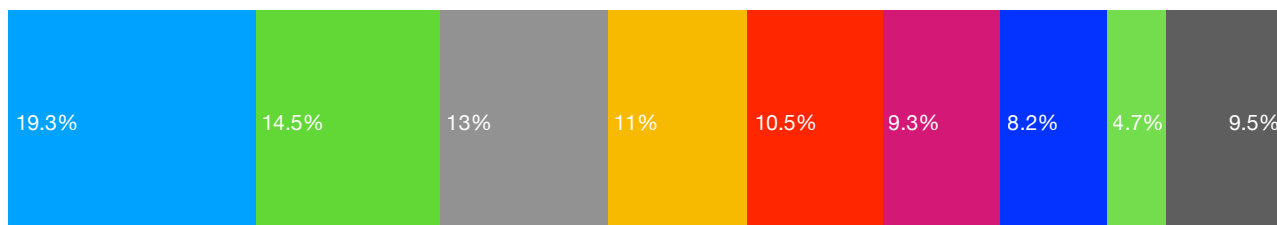



In general, do you believe local government is doing enough to support local businesses and economic development in Southern Arizona?

11.0% - Definitely Yes
 30.3% - Probably Yes
 19.2% - Probably No
 28.0% - Definitely No
 11.5% - Don't Know, Refused



What do you consider to be the top issue facing your area today?

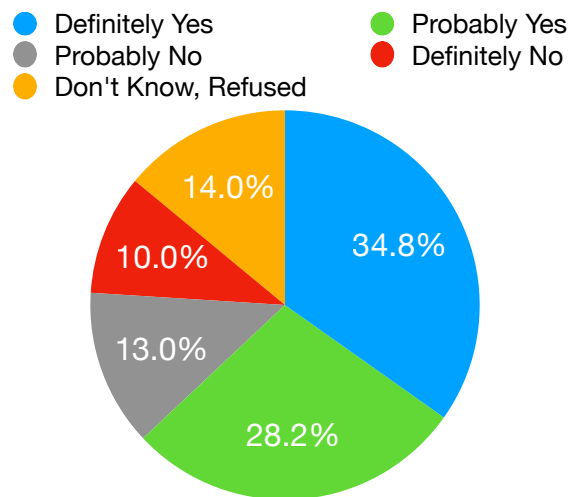


In general, do you believe that the State of Arizona should increase funding for post-secondary mining education?

34.8% - Definitely Yes
 28.2% - Probably Yes
 13.0% - Probably No
 10.0% - Definitely No
 14.0% - Don't Know, Refused

Total Yes: 63.0%

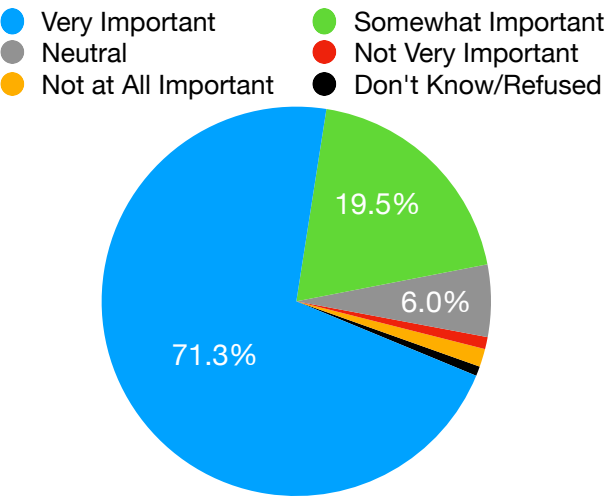
Total No: 23.0%



How important is it that Arizona has a university that offers mining education to prepare the mining workforce?

71.3% Very important
19.5% Somewhat important
6.0% Neutral
1.0% Not very important
1.5% Not at all important
0.8% Don't Know, Refused

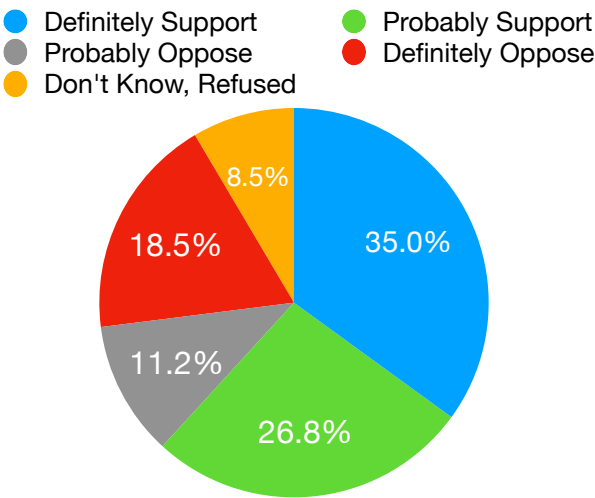
Total Important: 90.8%
Total Unimportant: 2.5%



In general, do you support or oppose copper mining in Southern Arizona?

	SUPPORT	OPPOSE
Dem:	42.7%	45.7%
GOP:	85.6%	9.1%
PND:	63.8%	28.8%
OTHER:	54.2%	37.5%

Total Support: 61.8%
Total Oppose: 29.7%



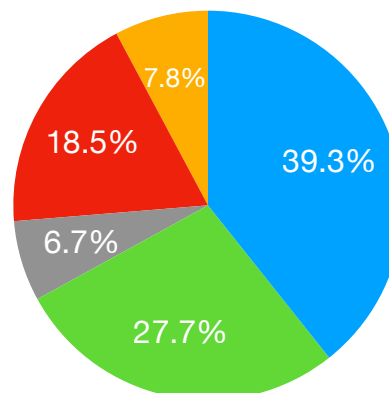
Do you believe Hudbay should be allowed to utilize its private property to conduct mining operations as long as they meet local, state, and federal regulations?

	YES	NO
Dem:	57.3%	34.1%
GOP:	74.2%	17.4%
PND:	71.2%	23.8%
OTHER:	79.2%	12.5%

Total Support: 67.0%

Total Oppose: 25.2%

● Definitely Yes
● Probably No
● Don't Know, Refused
● Probably Yes
● Definitely No



Knowing what you know right now (project description provided), do you support or oppose Copper World?

	SUPPORT	OPPOSE
Dem:	39.0%	47.6%
GOP:	75.0%	16.7%
PND:	58.8%	27.5%
OTHER:	66.7%	25.0%

Total Support: 56.5%

Total Oppose: 32.0%

● Definitely Support
● Probably Oppose
● Don't Know, Refused
● Probably Support
● Definitely Oppose

