

University of Arizona/Tucson Metro Chamber/Arizona Mining Association Southern Arizona Survey 2024

Methodology

The N=400 survey was conducted among likely voters 8/19 through 8/22. The poll surveyed likely Southern Arizona 2024 General Election voters who have a history of electoral participation and was balanced to model the likely turnout of voters across party, age, region, and gender. No weighting has been applied. The live interview survey of voters was conducted by HighGround Public Affairs to both landline and cell phone users.

Age Group:

- 8.0% - 29 and under
- 12.0% - 30 to 39
- 15.0% - 40 to 49
- 25.0% - 50 to 64
- 40.0% - 65 Plus

Party:

- 41.7% - Democrat
- 34.0% - Republican
- 17.0% - PND
- 7.3% - Independent/Other

Sex:

- 48.0% - Male
- 52.0% - Female

County:

- 87.0% - Pima
- 10.0% - Cochise
- 3.0% - Santa Cruz

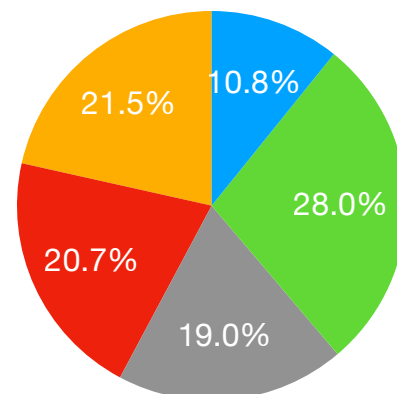
Survey Results

In general, would you say that the State of Arizona is heading in the right direction, or the wrong direction?

- 10.8% - Definitely right direction
- 28.0% - Probably right direction
- 19.0% - Probably wrong direction
- 20.7% - Definitely wrong direction
- 21.5% - Don't Know, Refused

- Dem: 56.3% - right direction
- GOP: 20.6% - right direction
- PND: 32.4% - right direction
- IND: 37.9% - right direction

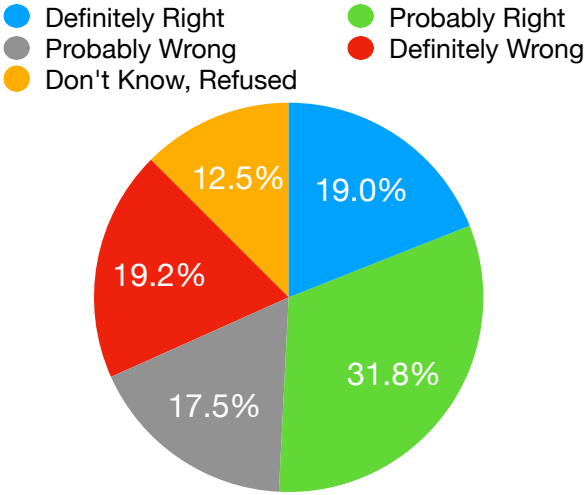
- Definitely Right
- Probably Right
- Probably Wrong
- Definitely Wrong
- Don't Know, Refused



In general, would you say that your area is heading in the right direction, or the wrong direction?

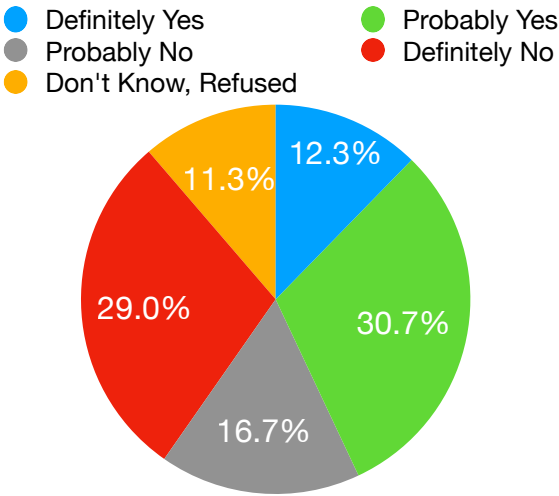
19.0% - Definitely right direction
 31.8% - Probably right direction
 17.5% - Probably wrong direction
 19.2% - Definitely wrong direction
 12.5% - Don't Know, Refused

Dem: 61.7% - right direction
 GOP: 36.8% - right direction
 PND: 47.1% - right direction
 IND: 62.1% - right direction



In general, do you believe local government is doing enough to support local businesses and economic development in Southern Arizona?

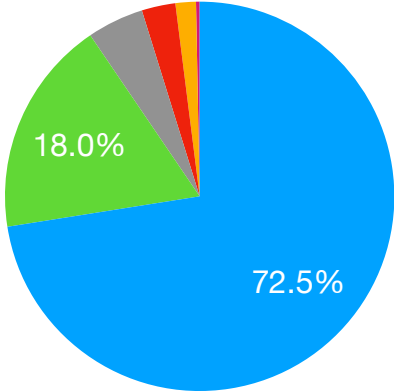
12.3% - Definitely Yes
 30.7% - Probably Yes
 16.7% - Probably No
 29.0% - Definitely No
 11.3% - Don't Know, Refused



How important is it that Arizona has a university that offers mining education to prepare the mining workforce?

72.5% - Very Important
 18.0% - Somewhat Important
 4.7% - Neutral
 2.8% - Not Very Important
 .3% - Not at All Important
 1.7% - Don't Know, Refused

- Very Important
- Somewhat Important
- Neutral
- Not Very Important
- Don't Know, Refused
- Not At All Important

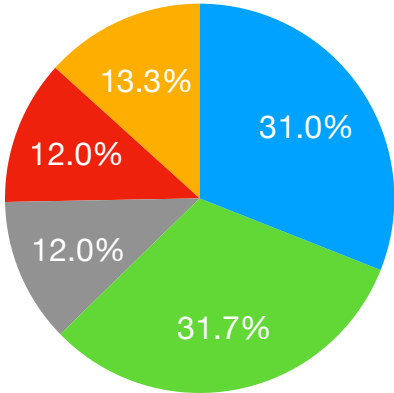


Total Important: 90.5%

In general, do you believe that the State of Arizona should increase funding for post-secondary mining education?

31.0% - Definitely Yes
 31.7% - Probably Yes
 12.0% - Probably No
 12.0% - Definitely No
 13.3% - Don't Know, Refused

- Definitely Yes
- Probably Yes
- Probably No
- Definitely No
- Don't Know, Refused



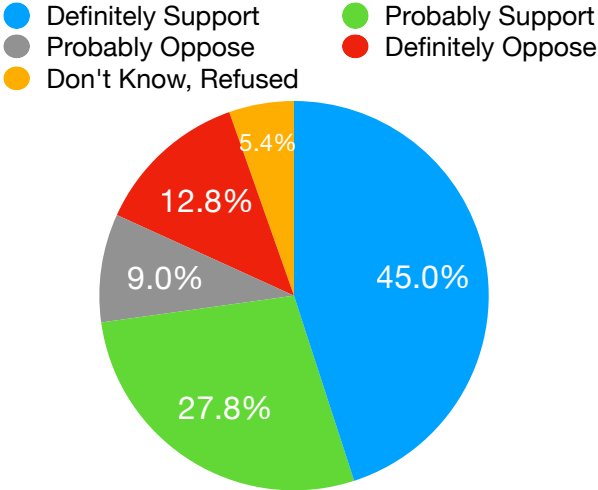
Total Yes: 62.7%

Total No: 24.0%

Knowing what you know right now (description of mining industry provided), do you support or oppose copper mining in Arizona?

	SUPPORT	OPPOSE
Dem:	58.7%	32.3%
GOP:	89.0%	9.6%
PND:	72.1%	23.5%
IND:	79.3%	13.8%

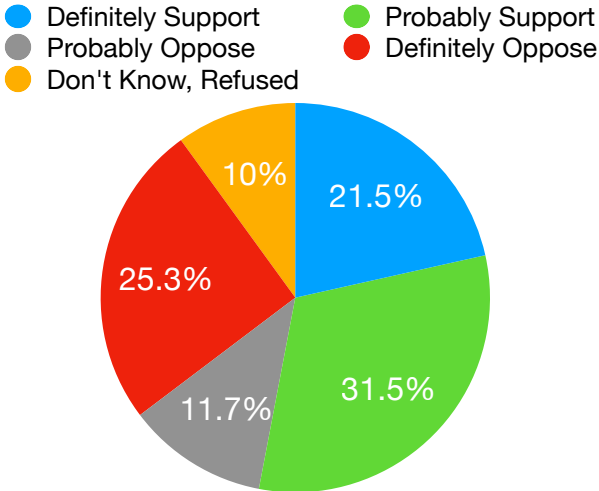
Total Support: 72.8%
Total Oppose: 21.8%



Knowing what you know right now (project description provided), do you support or oppose Copper World?

	SUPPORT	OPPOSE
Dem:	36.5%	54.5%
GOP:	75.0%	17.6%
PND:	54.4%	35.3%
IND:	41.4%	31.0%

Total Support: 53.0%
Total Oppose: 37.0%



Do you believe Hudbay should be allowed to utilize its private property to conduct mining operations as long as they meet local, state, and federal regulations?

	YES	NO
Dem:	47.3%	42.5%
GOP:	81.6%	14.0%
PND:	66.2%	27.9%
IND:	65.5%	24.1%

Total Support: 63.5%
Total Oppose: 29.0%

- Definitely Yes
- Probably Yes
- Probably No
- Don't Know, Refused
- Definitely No

