



Tucson Metro Chamber/Arizona Mining Association Southern Arizona Survey

Methodology

The N=400 survey was conducted among likely voters 9/26 through 9/28. The poll surveyed likely Southern Arizona 2022 General Election voters who have a history of electoral participation and was balanced to model the likely turnout of voters across party, age, region, and gender. No weighting has been applied. The live interview survey of voters was conducted by HighGround Public Affairs to both landline and cell phone users.

Age Group:

- 8.0% - 29 and under
- 12.0% - 30 to 39
- 15.0% - 40 to 49
- 25.0% - 50 to 64
- 40.0% - 65 Plus

Sex:

- 48.0% - Male
- 52.0% - Female

County:

- 84.0% - Pima
- 12.0% - Cochise
- 4.0% - Santa Cruz

Party:

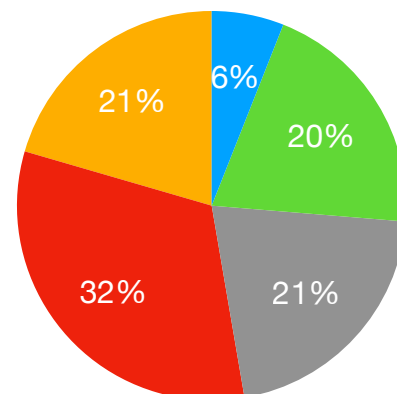
- 44.0% - Democrat
- 33.0% - Republican
- 16.0% - PND
- 8.0% - Independent/Other

Survey Results

In general, would you say that the State of Arizona is heading in the right direction, or the wrong direction?

- 6.0% - Definitely right direction
- 20.3% - Probably right direction
- 21.0% - Probably wrong direction
- 32.2% - Definitely wrong direction
- 20.5% - Don't Know, Refused

- Definitely Right
- Probably Right
- Probably Wrong
- Don't Know, Refused
- Definitely Wrong



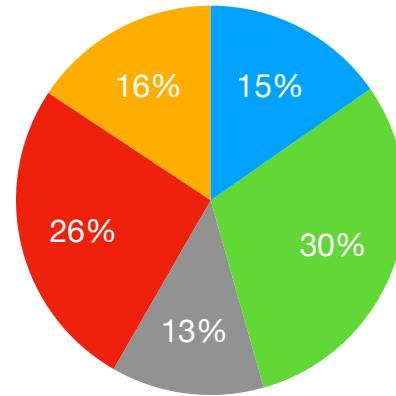
- Dem: 19.9% - right direction
- GOP: 36.4% - right direction
- PND: 21.9% - right direction
- IND: 28.6% - right direction

- Pima: 25.0% - right direction
- Cochise: 29.2% - right direction
- Santa Cruz: 43.8% - right direction

In general, would you say that your area is heading in the right direction, or the wrong direction?

15.3% - Definitely right direction
 30.3% - Probably right direction
 12.7% - Probably wrong direction
 26.0% - Definitely wrong direction
 15.7% - Don't Know, Refused

● Definitely Right ● Probably Right
 ● Probably Wrong ● Definitely Wrong
 ● Don't Know, Refused



Dem: 51.7% - right direction
 GOP: 37.9% - right direction
 PND: 46.9% - right direction
 IND: 39.3% - right direction

Pima: 44.6% - right direction
 Cochise: 45.8% - right direction
 Santa Cruz: 62.5% right direction

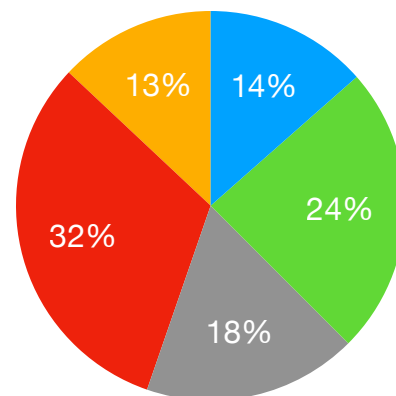
What do you consider to be the top issue facing your area today?

23.0% - Immigration and Border Issues
 19.5% - Water
 12.3% - Education
 10.8% - Jobs and the Economy
 8.5% - Healthcare
 7.0% - Public safety and crime
 5.5% - Environment
 0.8% - Taxes
 11.0% - Other
 1.8% - Don't Know, Refused

In general, do you believe local government is doing enough to attract high wage jobs and additional businesses to Southern Arizona?

13.5% - Definitely Yes
 24.0% - Probably Yes
 17.8% - Probably No
 31.7% - Definitely No
 13.0% - Don't Know, Refused

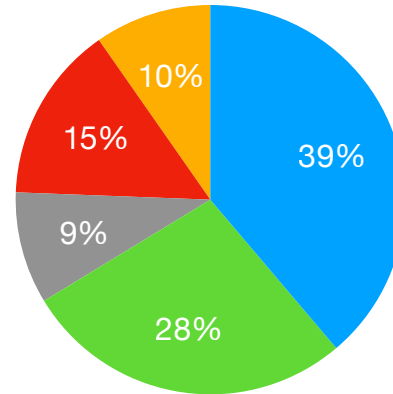
● Definitely Yes ● Probably Yes
 ● Probably No ● Definitely No
 ● Don't Know, Refused



In general, do you support or oppose copper mining in Arizona?

	SUPPORT	OPPOSE
Dem:	49.4%	36.9%
GOP:	87.1%	7.6%
PND:	65.6%	25.0%
IND:	75.0%	17.9%
Pima:	63.7%	24.7%
Cochise:	68.8%	16.7%
Santa Cruz:	92.7%	31.2%

- Definitely Support
- Probably Support
- Probably Oppose
- Definitely Oppose
- Don't Know, Refused



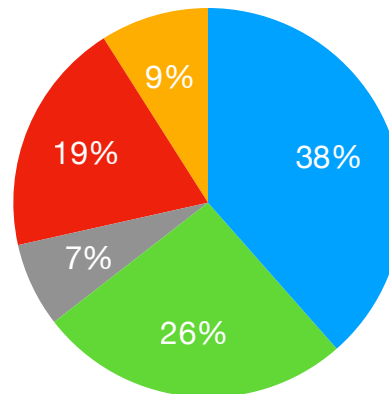
Total Support: 66.3%

Total Oppose: 24.0%

In general, do you support or oppose copper mining in Southern Arizona?

	SUPPORT	OPPOSE
Dem:	49.4%	39.2%
GOP:	84.8%	9.8%
PND:	60.9%	26.6%
IND:	71.4%	25.0%
Pima:	62.5%	27.4%
Cochise:	79.2%	16.7%
Santa Cruz:	62.5%	37.5%

- Definitely Support
- Probably Support
- Probably Oppose
- Definitely Oppose
- Don't Know, Refused



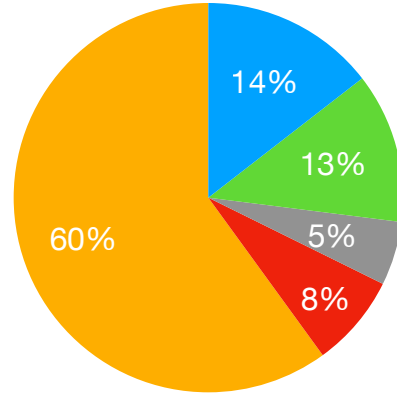
Total Support: 64.5%

Total Oppose: 26.5%

In general, do you support or oppose the Copper World Project?

	SUPPORT	OPPOSE
Dem:	16.5%	17.6%
GOP:	40.9%	5.3%
PND:	26.6%	15.6%
IND:	28.6%	14.3%
Pima:	26.8%	14.3%
Cochise:	27.1%	4.2%
Santa Cruz:	31.2%	12.5%

- Definitely Support
- Probably Support
- Probably Oppose
- Definitely Oppose
- Don't Know, Refused



Total Support: 27.0%

Total Oppose: 13.0%

Knowing what you know right now, do support or oppose the Copper World Complex?

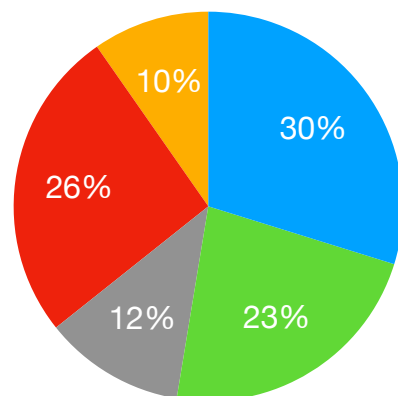
A little bit of background information: Copper World is located within a historic mining district in the Santa Rita Mountains, 28 miles southeast of Tucson. Hudbay Minerals, a Canadian mining company, would construct and operate the mine. The Copper World Complex will be developed in two phases beginning on private land in the Northern Santa Rita Mountains.

The first phase is a standalone project consisting of four open pits, located entirely on private land, and requiring state and local permits. Phase 1 is anticipated to have a 16-year mine life and finished copper would be produced on-site and would be sold to domestic customers. Phase 2 would expand the Copper World operation onto federal land, requiring Hudbay to obtain federal permits and will extend the mine life up to 44 years.

Knowing what you know right now, do support or oppose the Copper World Complex?

	SUPPORT	OPPOSE
Dem:	34.1%	53.4%
GOP:	78.0%	16.7%
PND:	54.7%	34.4%
IND:	42.9%	46.4%
Pima:	51.5%	38.1%
Cochise:	58.3%	37.5%
Santa Cruz:	56.2%	31.2%

- Definitely Support
- Probably Support
- Probably Oppose
- Definitely Oppose
- Don't Know, Refused



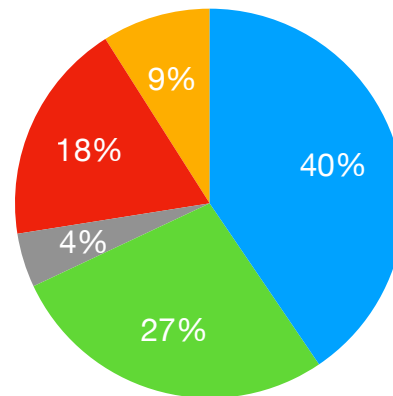
Total Support: 52.6%

Total Oppose: 37.7%

Do you believe Hudbay should be allowed to utilize its private property to conduct mining operations as long as they meet local, state, and federal regulations?

	SUPPORT	OPPOSE
Dem:	53.4%	34.7%
GOP:	84.8%	10.6%
PND:	75.0%	15.6%
IND:	64.3%	25.0%
Pima:	66.4%	23.8%
Cochise:	77.1%	18.8%
Santa Cruz:	75.0%	18.8%

- Definitely Yes
- Probably Yes
- Probably No
- Definitely No
- Don't Know, Refused



Total Support: 68.0%

Total Oppose: 23.0%