

**Monthly and Weekly KPIs Dashboard**  
**Actuals Through: June 25, 2021**



*Strategic planning*

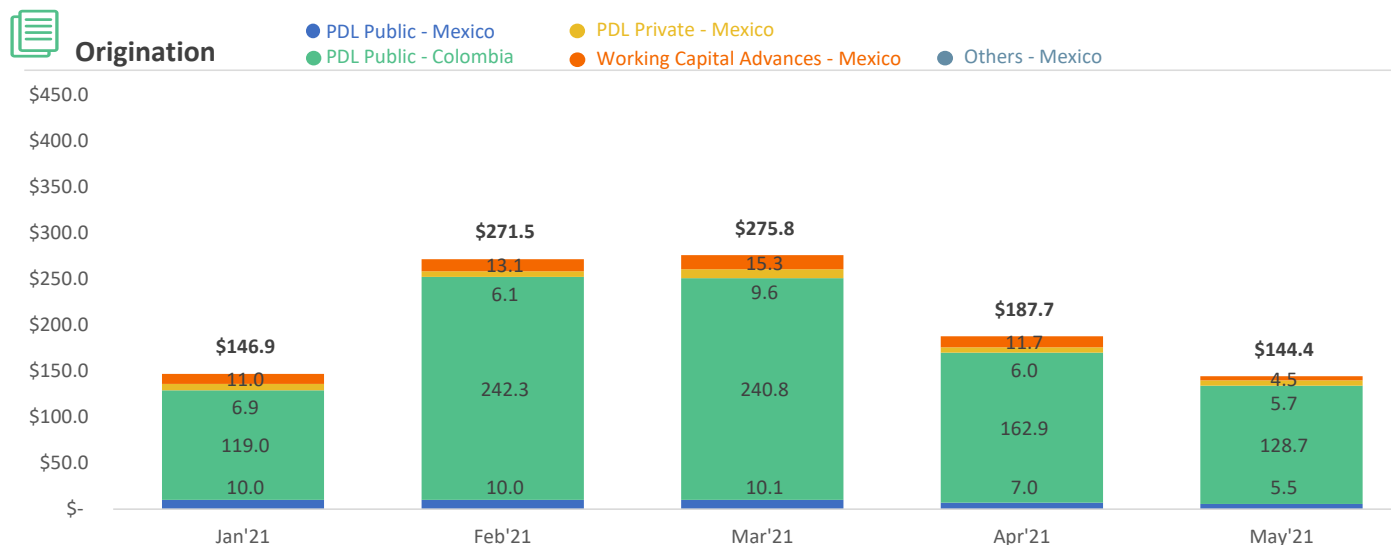


# AlphaCredit - Monthly KPIs Dashboard

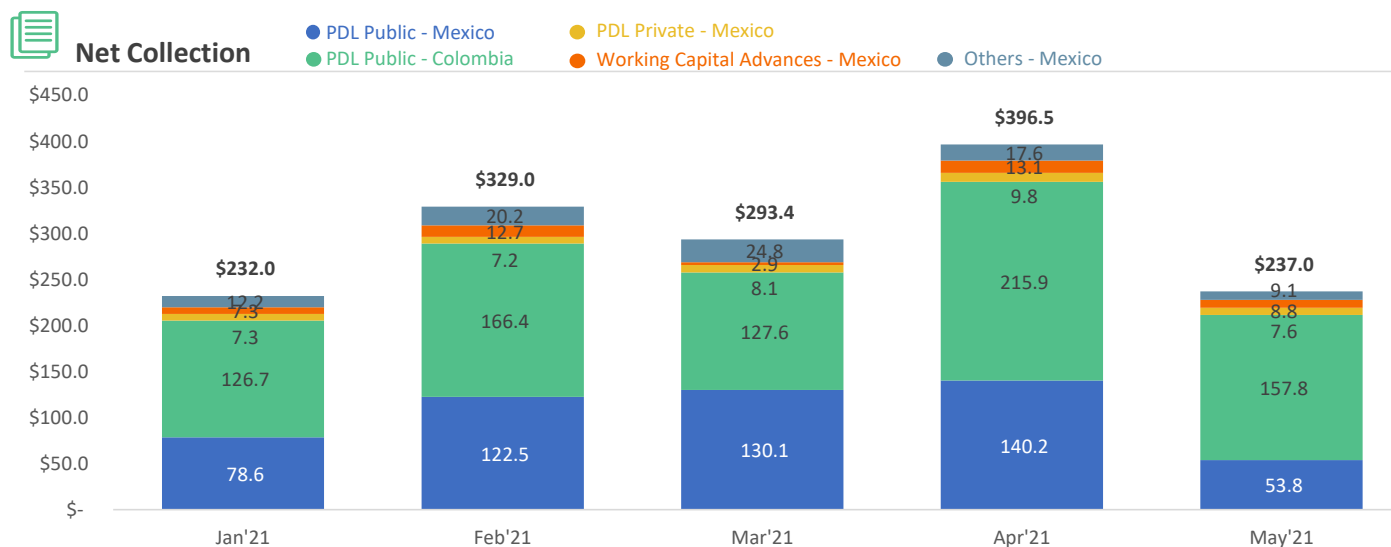
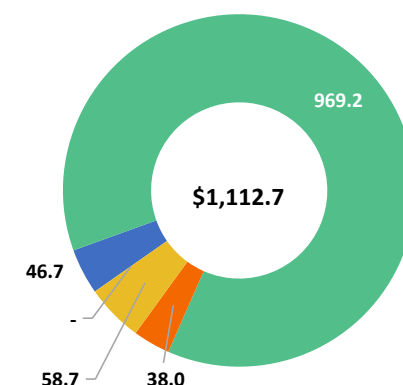
Actuals Through: **June 25, 2021**

\$MXN (millions)

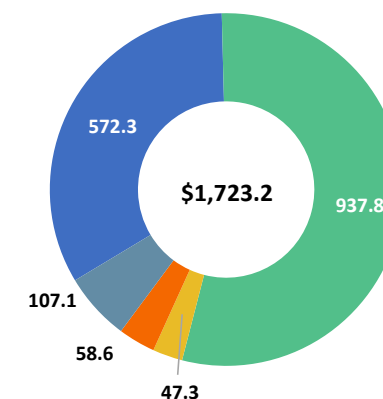
## Consolidated (Mexico & Colombia)



Year-To-Date - 06/25/21



Year-To-Date - 06/25/21



[1] Payroll Discount Loans ("PDL") Public in Mexico includes (i) EDL (ACH); (ii) UCE; and (iii) Residuals (PDL).

[2] PDL Private in Mexico includes Salary on Demand and AXS loans.

[3] Others - Mexico include: (i) Factoring & Leasing; and (ii) Asistencias.

[4] FX: MXN/COP 178

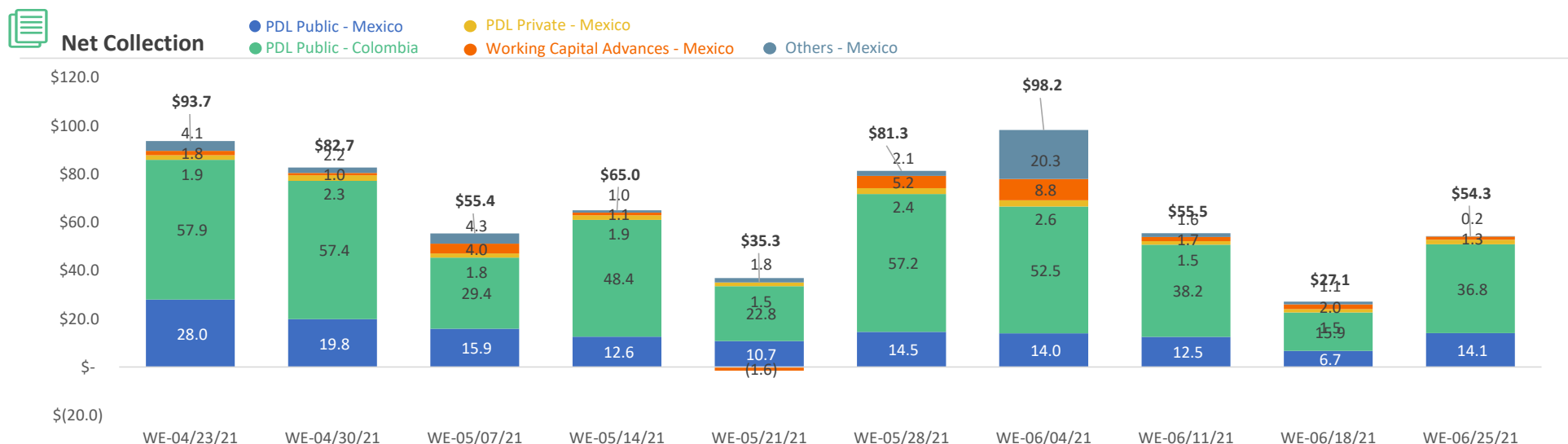
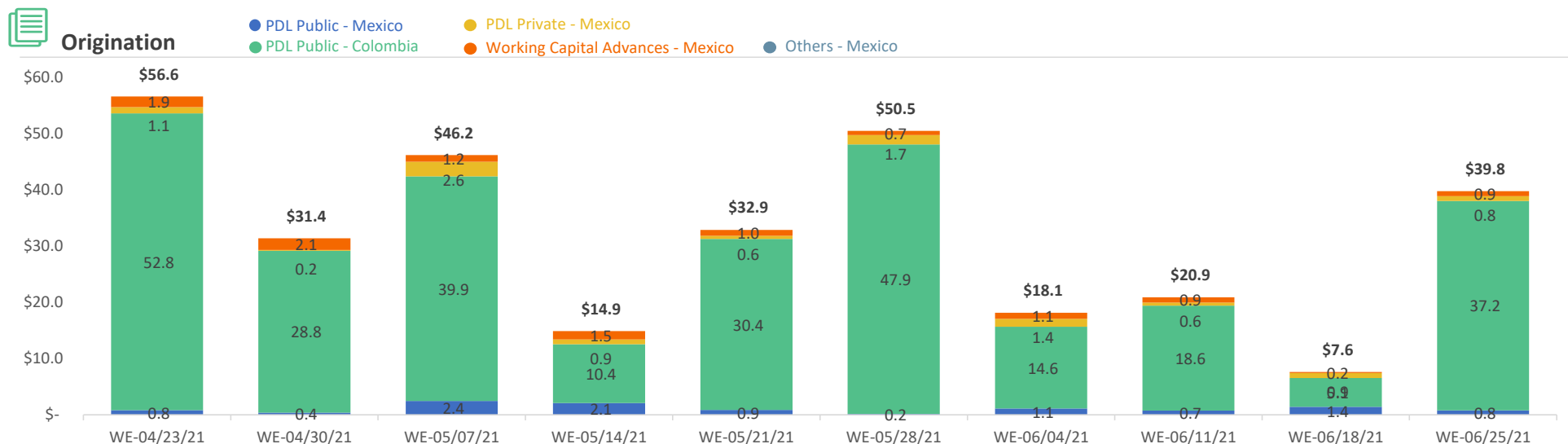
[5] Net Collection amount reflects only the company's receipts of cash from loan repayments. It is net of the portion of repayments granted to the funding facilities (e.g., Credit Suisse, Morgan Stanley, and Securitization).

# AlphaCredit - Weekly KPIs Dashboard

Actuals Through: **June 25, 2021**

\$MXN (millions)

## Consolidated (Mexico & Colombia)



[1] Payroll Discount Loans ("PDL") Public in Mexico includes (i) EDL (ACH); (ii) UCE; and (iii) Residuals (PDL).

[2] PDL Private in Mexico includes Salary on Demand and AXS loans.

[3] Others - Mexico include: (i) Factoring & Leasing; and (ii) Asistencias.

[4] FX: MXN/COP 178

[5] Net Collection amount reflects only the company's receipts of cash from loan repayments. It does not include the portion of repayments granted to the funding facilities (e.g., Credit Suisse, Morgan Stanley, and Securitization).

# AlphaCredit - Monthly and Weekly KPIs Dashboard

## Data - Origination and Net Collection

In MXN \$ millions

Actuals Through: **June 25, 2021**

Week/ Month Ending Date	Quarter	Monthly	Monthly	Monthly	Monthly	Monthly	Weekly	Weekly	Weekly	Weekly	Weekly	Weekly	Weekly	Weekly	Weekly	Weekly	Weekly
	Q1-21	Q1-21	Q1-21	Q2-21	Q2-21	Q2-21	Q2-21	Q2-21	Q2-21	Q2-21	Q2-21	Q2-21	Q2-21	Q2-21	Q2-21	Q2-21	Q2-21
	4	4	4	5	4	5	5	5	4	4	4	4	5	5	5	5	5
	Jan-21	Feb-21	Mar-21	Apr-21	May-21	Apr-21	Apr-21	May-21	May-21	May-21	May-21	May-21	Jun-21	Jun-21	Jun-21	Jun-21	Jun-21
YTD Total	Jan-21	Feb-21	Mar-21	Apr-21	May-21	YTD Total	04/23/21	04/30/21	05/07/21	05/14/21	05/21/21	05/28/21	06/04/21	06/11/21	06/18/21	06/25/21	
<b>Origination</b>																	
PDL Public - Mexico	10.0	10.0	10.1	7.0	5.5	46.7	0.8	0.4	2.4	2.1	0.9	0.2	1.1	0.7	1.4	0.8	
PDL Public - Colombia	119.0	242.3	240.8	162.9	128.7	969.2	52.8	28.8	39.9	10.4	30.4	47.9	14.6	18.6	5.1	37.2	
PDL Private - Mexico	6.9	6.1	9.6	6.0	5.7	38.0	1.1	0.2	2.6	0.9	0.6	1.7	1.4	0.6	0.9	0.8	
Working Capital Advances - Mexico	11.0	13.1	15.3	11.7	4.5	58.7	1.9	2.1	1.2	1.5	1.0	0.7	1.1	0.9	0.2	0.9	
Others - Mexico	-	-	-	-	-	-	-	-	-	-	-	-	-	-	-	-	
<b>Total Origination</b>	<b>\$ 146.9</b>	<b>\$ 271.5</b>	<b>\$ 275.8</b>	<b>\$ 187.7</b>	<b>\$ 144.4</b>	<b>\$ 1,112.7</b>	<b>\$ 56.6</b>	<b>\$ 31.4</b>	<b>\$ 46.2</b>	<b>\$ 14.9</b>	<b>\$ 32.9</b>	<b>\$ 50.5</b>	<b>\$ 18.1</b>	<b>\$ 20.9</b>	<b>\$ 7.6</b>	<b>\$ 39.8</b>	
<b>Net Collection from the 13WCF</b>																	
PDL Public - Mexico	78.6	122.5	130.1	140.2	53.8	572.3	28.0	19.8	15.9	12.6	10.7	14.5	14.0	12.5	6.7	14.1	
PDL Private - Colombia	126.7	166.4	127.6	215.9	157.8	937.8	57.9	57.4	29.4	48.4	22.8	57.2	52.5	38.2	15.9	36.8	
PDL Private - Mexico	7.3	7.2	8.1	9.8	7.6	47.3	1.9	2.3	1.8	1.9	1.5	2.4	2.6	1.5	1.5	1.9	
Working Capital Advances - Mexico	7.3	12.7	2.9	13.1	8.8	58.6	1.8	1.0	4.0	1.1	(1.6)	5.2	8.8	1.7	2.0	1.3	
Others - Mexico	12.2	20.2	24.8	17.6	9.1	107.1	4.1	2.2	4.3	1.0	1.8	2.1	20.3	1.6	1.1	0.2	
<b>Total Collection</b>	<b>\$ 232.0</b>	<b>\$ 329.0</b>	<b>\$ 293.4</b>	<b>\$ 396.5</b>	<b>\$ 237.0</b>	<b>\$ 1,723.2</b>	<b>\$ 93.7</b>	<b>\$ 82.7</b>	<b>\$ 55.4</b>	<b>\$ 65.0</b>	<b>\$ 35.3</b>	<b>\$ 81.3</b>	<b>\$ 98.2</b>	<b>\$ 55.5</b>	<b>\$ 27.1</b>	<b>\$ 54.3</b>	

[1] Payroll Discount Loans ("PDL") Public in Mexico includes (i) EDL (ACH); (ii) UCE; and (iii) Residuals (PDL).

[2] PDL Private in Mexico includes Salary on Demand and AXS loans.

[3] Others - Mexico include: (i) Factoring & Leasing; and (ii) Asistencias.

[4] FX: MXN/COP 178

[5] Net Collection amount reflects only the company's receipts of cash from loan repayments. It does not include the portion of repayments granted to the funding facilities (e.g., Credit Suisse, Morgan Stanley, and Securitization).