

Monthly and Weekly KPIs Dashboard
Actuals Through: July 16, 2021




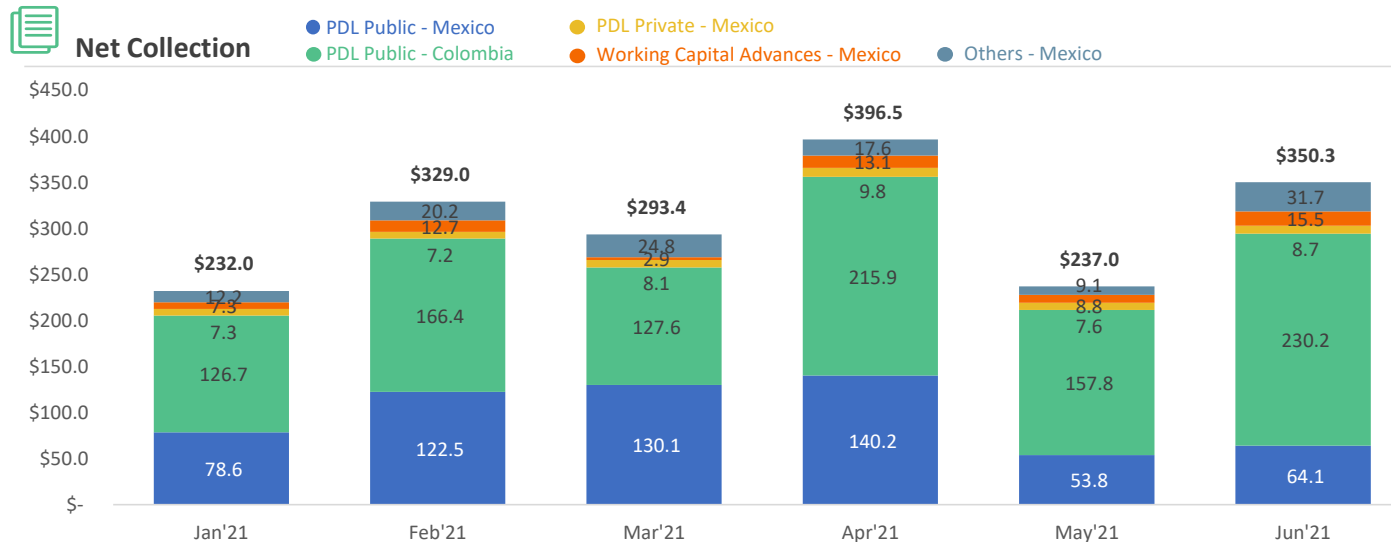
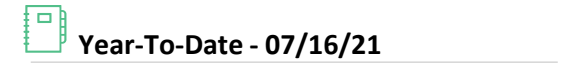
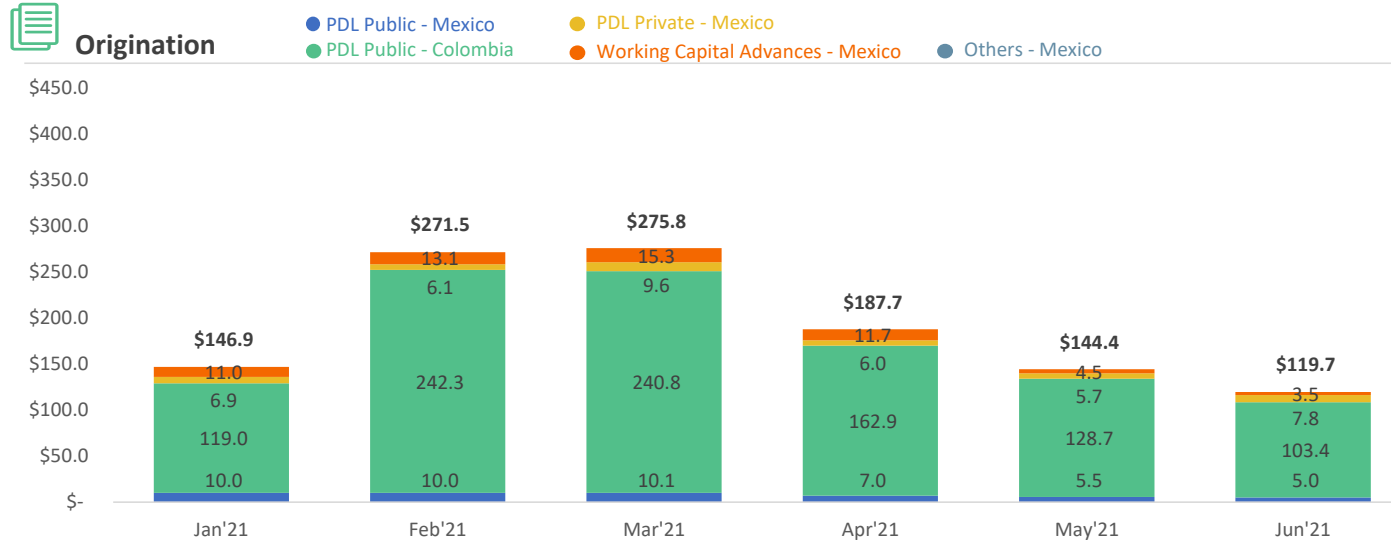
Strategic planning



AlphaCredit - Monthly KPIs Dashboard

Actuals Through: July 16, 2021

Consolidated (Mexico & Colombia)



[1] Payroll Discount Loans ("PDL") Public in Mexico includes (i) EDL (ACH); (ii) UCE; and (iii) Residuals (PDL).

[2] PDL Private in Mexico includes Salary on Demand and AXS loans.

[3] Others - Mexico include: (i) Factoring & Leasing; and (ii) Asistencias.

[4] FX: MXN/COP 178

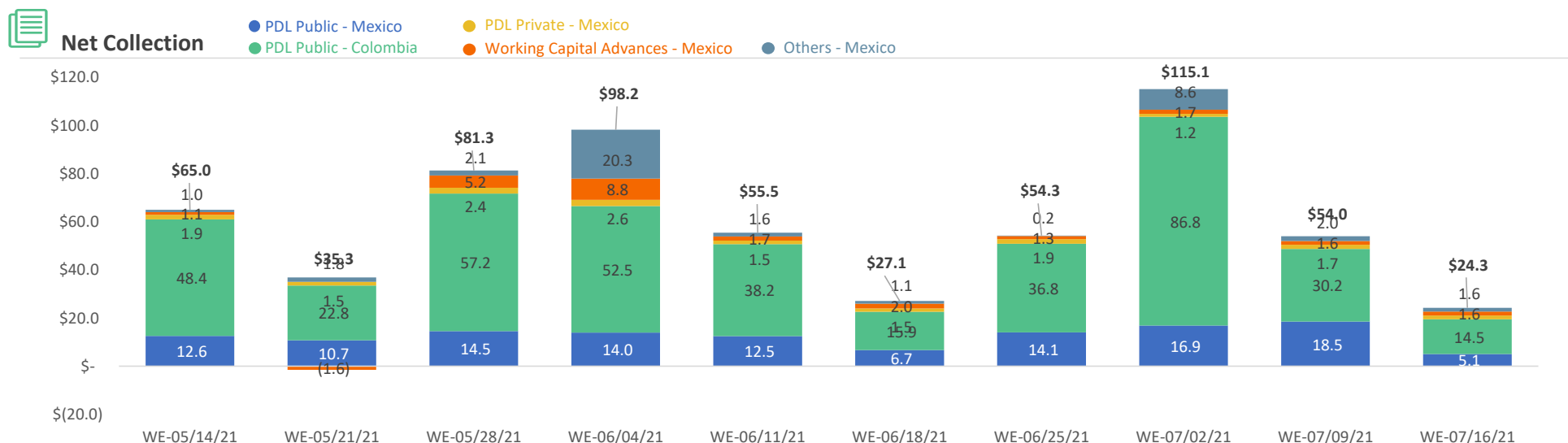
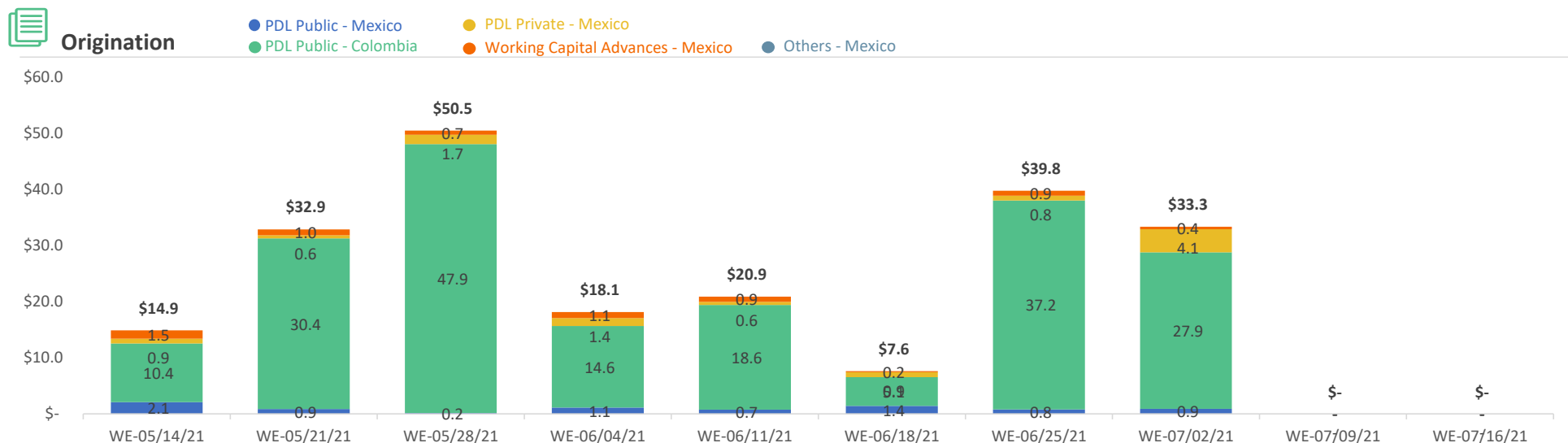
[5] Net Collection amount reflects only the company's receipts of cash from loan repayments. It is net of the portion of repayments granted to the funding facilities (e.g., Credit Suisse, Morgan Stanley, and Securitization).

AlphaCredit - Weekly KPIs Dashboard

Actuals Through: July 16, 2021

\$MXN (millions)

Consolidated (Mexico & Colombia)



[1] Payroll Discount Loans ("PDL") Public in Mexico includes (i) EDL (ACH); (ii) UCE; and (iii) Residuals (PDL).

[2] PDL Private in Mexico includes Salary on Demand and AXS loans.

[3] Others - Mexico include: (i) Factoring & Leasing; and (ii) Asistencias.

[4] FX: MXN/COP 178

[5] Net Collection amount reflects only the company's receipts of cash from loan repayments. It does not include the portion of repayments granted to the funding facilities (e.g., Credit Suisse, Morgan Stanley, and Securitization).

AlphaCredit - Monthly and Weekly KPIs Dashboard

Data - Origination and Net Collection

In MXN \$ millions

Actuals Through: **July 16, 2021**

Quarter Weeks in Month Month Week/ Month Ending Date	Monthly	Monthly	Monthly	Monthly	Monthly	Monthly	YTD Total	Weekly	Weekly	Weekly	Weekly	Weekly	Weekly	Weekly	Weekly	Weekly	Weekly	
	Q1-21	Q1-21	Q1-21	Q2-21	Q2-21	Q2-21		Q2-21	Q2-21	Q2-21	Q2-21	Q2-21	Q2-21	Q2-21	Q2-21	Q2-21	Q3-21	Q3-21
	4	4	4	5	4	5		4	4	4	4	5	5	5	5	5	4	4
	Jan-21	Feb-21	Mar-21	Apr-21	May-21	Jun-21		May'21	May'21	May'21	Jun'21	Jun'21	Jun'21	Jun'21	Jun'21	Jul'21	Jul'21	
	Jan'21	Feb'21	Mar'21	Apr'21	May'21	Jun'21		05/14/21	05/21/21	05/28/21	06/04/21	06/11/21	06/18/21	06/25/21	07/02/21	07/09/21	07/16/21	
Origination																		
PDL Public - Mexico	10.0	10.0	10.1	7.0	5.5	5.0	47.6	2.1	0.9	0.2	1.1	0.7	1.4	0.8	0.9	-	-	
PDL Public - Colombia	119.0	242.3	240.8	162.9	128.7	103.4	997.1	10.4	30.4	47.9	14.6	18.6	5.1	37.2	27.9	-	-	
PDL Private - Mexico	6.9	6.1	9.6	6.0	5.7	7.8	42.1	0.9	0.6	1.7	1.4	0.6	0.9	0.8	4.1	-	-	
Working Capital Advances - Mexico	11.0	13.1	15.3	11.7	4.5	3.5	59.2	1.5	1.0	0.7	1.1	0.9	0.2	0.9	0.4	-	-	
Others - Mexico	-	-	-	-	-	-	-	-	-	-	-	-	-	-	-	-	-	
Total Origination	\$ 146.9	\$ 271.5	\$ 275.8	\$ 187.7	\$ 144.4	\$ 119.7	\$ 1,146.0	\$ 14.9	\$ 32.9	\$ 50.5	\$ 18.1	\$ 20.9	\$ 7.6	\$ 39.8	\$ 33.3	\$ -	\$ -	
Net Collection from the 13WCF																		
PDL Public - Mexico	78.6	122.5	130.1	140.2	53.8	64.1	589.2	12.6	10.7	14.5	14.0	12.5	6.7	14.1	16.9	18.5	5.1	
PDL Private - Colombia	126.7	166.4	127.6	215.9	157.8	230.2	1,024.6	48.4	22.8	57.2	52.5	38.2	15.9	36.8	86.8	30.2	14.5	
PDL Private - Mexico	7.3	7.2	8.1	9.8	7.6	8.7	48.5	1.9	1.5	2.4	2.6	1.5	1.5	1.9	1.2	1.7	1.5	
Working Capital Advances - Mexico	7.3	12.7	2.9	13.1	8.8	15.5	60.3	1.1	(1.6)	5.2	8.8	1.7	2.0	1.3	1.7	1.6	1.6	
Others - Mexico	12.2	20.2	24.8	17.6	9.1	31.7	115.7	1.0	1.8	2.1	20.3	1.6	1.1	0.2	8.6	2.0	1.6	
Total Collection	\$ 232.0	\$ 329.0	\$ 293.4	\$ 396.5	\$ 237.0	\$ 350.3	\$ 1,838.3	\$ 65.0	\$ 35.3	\$ 81.3	\$ 98.2	\$ 55.5	\$ 27.1	\$ 54.3	\$ 115.1	\$ 54.0	\$ 24.3	

[1] Payroll Discount Loans ("PDL") Public in Mexico includes (i) EDL (ACH); (ii) UCE; and (iii) Residuals (PDL).

[2] PDL Private in Mexico includes Salary on Demand and AXS loans.

[3] Others - Mexico include: (i) Factoring & Leasing; and (ii) Asistencias.

[4] FX: MXN/COP 178

[5] Net Collection amount reflects only the company's receipts of cash from loan repayments. It does not include the portion of repayments granted to the funding facilities (e.g., Credit Suisse, Morgan Stanley, and Securitization).