



Canadian
Legal Wills

www.LegalWills.ca

You Decide[®]

TRENDS IN CANADIAN WILL WRITING – 2021 WILL SURVEY

Background

Our initial survey was conducted in June of 2016 within Canada by Google Consumer Surveys. It included 2,000 adults aged 18 and older, and has a root square mean error of 4.7%.

Our 2021 survey was conducted using the same tools and sample size in February of 2021. Each of these surveys is a snapshot, and the total population of Canadian adults for both surveys was approximately 30 million people.

The responses were targeted across age, gender, income level, and geography to ensure that the sample was representative of the Canadian population. The results were weighted by Age, Gender and Region.

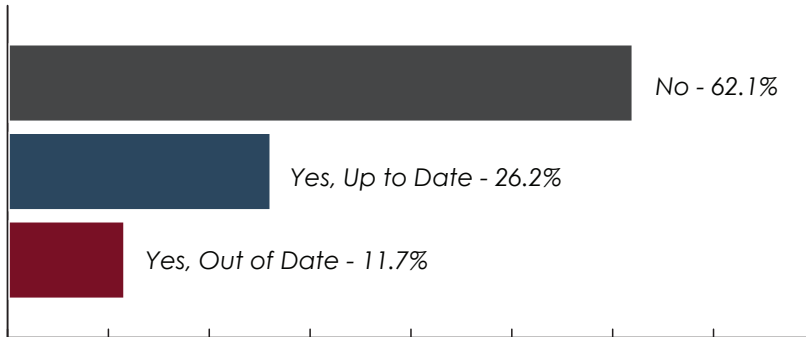
The survey was conducted within Canada by Google Consumer Surveys, in February 2021, among 2,000 adults aged 18 and older, and has a root square mean error of 4.7%.

To read more about these findings and results, [visit our blog](#).

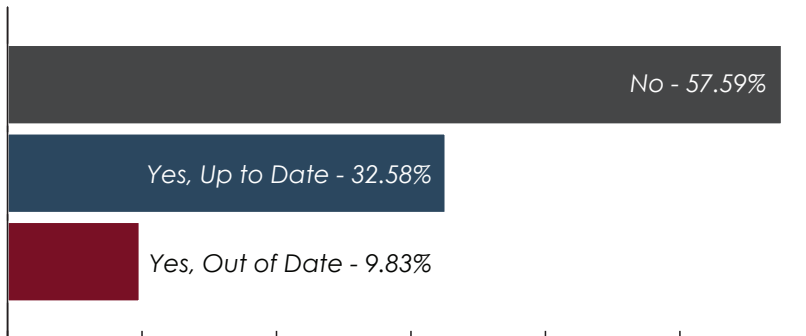


DO YOU HAVE A WILL? SURVEY SUMMARY

1.1: 2016

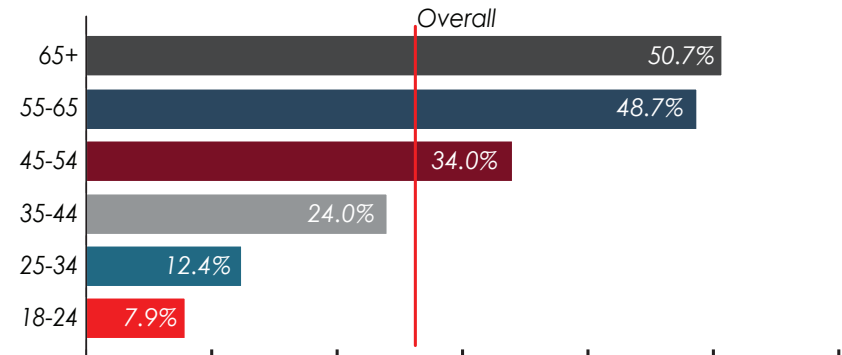


1.2: 2021

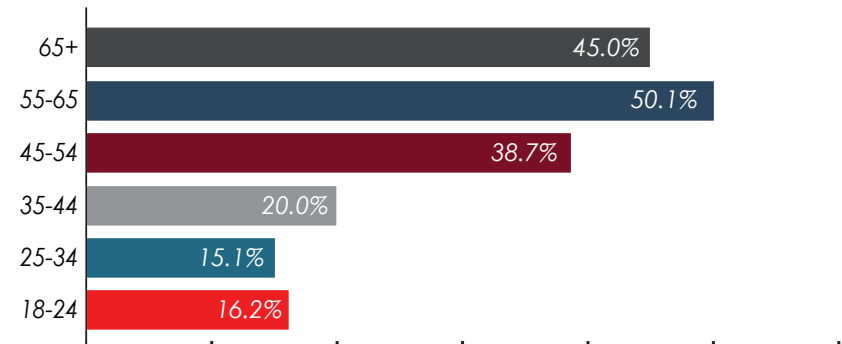


NUMBER OF CANADIANS WITH AN UP-TO-DATE WILL – BY AGE

2.1: 2016

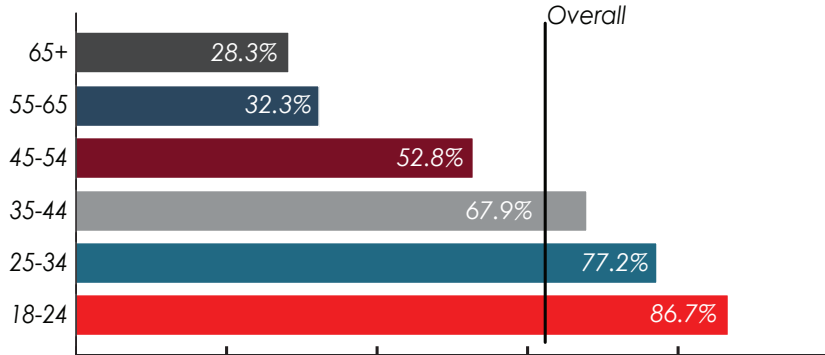


2.2: 2021

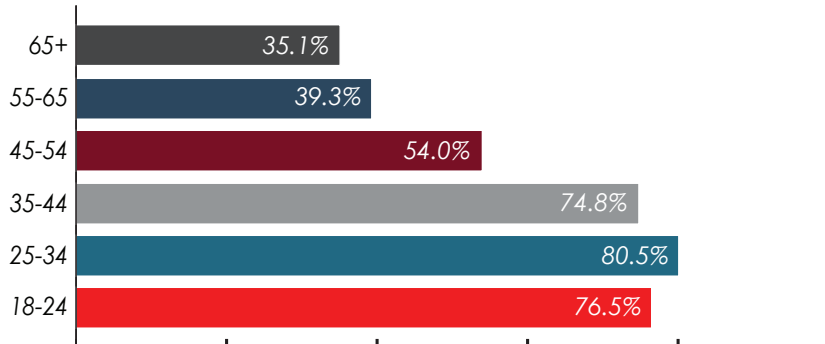


CANADIANS WITHOUT WILLS – BY AGE

3.1: 2016

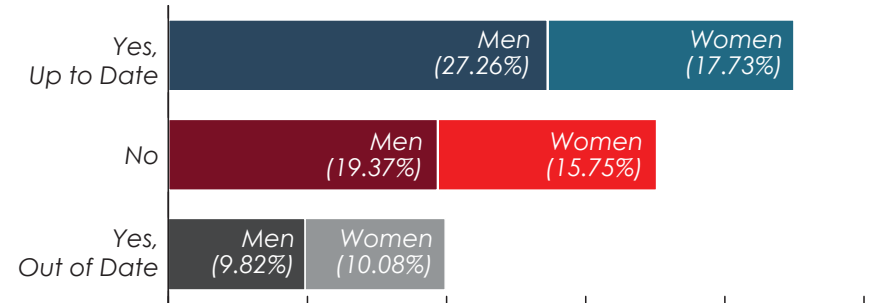


3.2: 2021



COMPARING MEN AND WOMEN (65+ AGE CATEGORY)

4.1: 2021



OBSERVATIONS

- The two Provinces in which the most people do not have a Will in place are **British Columbia** (60.3%) and **Québec** (65.3%) (They are the only two Provinces in which Notaries, as well as lawyers, are permitted to prepare a Will).
- We are still in a situation where **55% of Canadians over 65 years of age do not have an up-to-date Will in place.**
- The number of Canadians with “out-of-date” Wills has **shrunk from 3.5 million in 2016 to 2.95 million in 2021.**
- In 2021, **only 45% of Canadians over the age of 65 reported having an up-to-date Will** in place. That’s actually down from 50% five years ago.
- More men over the age of 65 have a Will in place compared to women in the same age category.
- **The number of 18–24-year-olds with an up-to-date Will had doubled** from 7.9% in 2016 to 16.2% in 2021, while the number of **25–34-year-olds with an up-to-date Will had risen** from 12.4% to 15.1%.
- **There has been an unprecedented interest amongst the under 35s** who are now giving serious thought to their estate planning needs and putting their Wills in place, **due to the rise in popularity and accessibility of online Will writing platforms.**
- In 2021, around **9.8 million Canadians reported that they have an up-to-date Will** in place.

