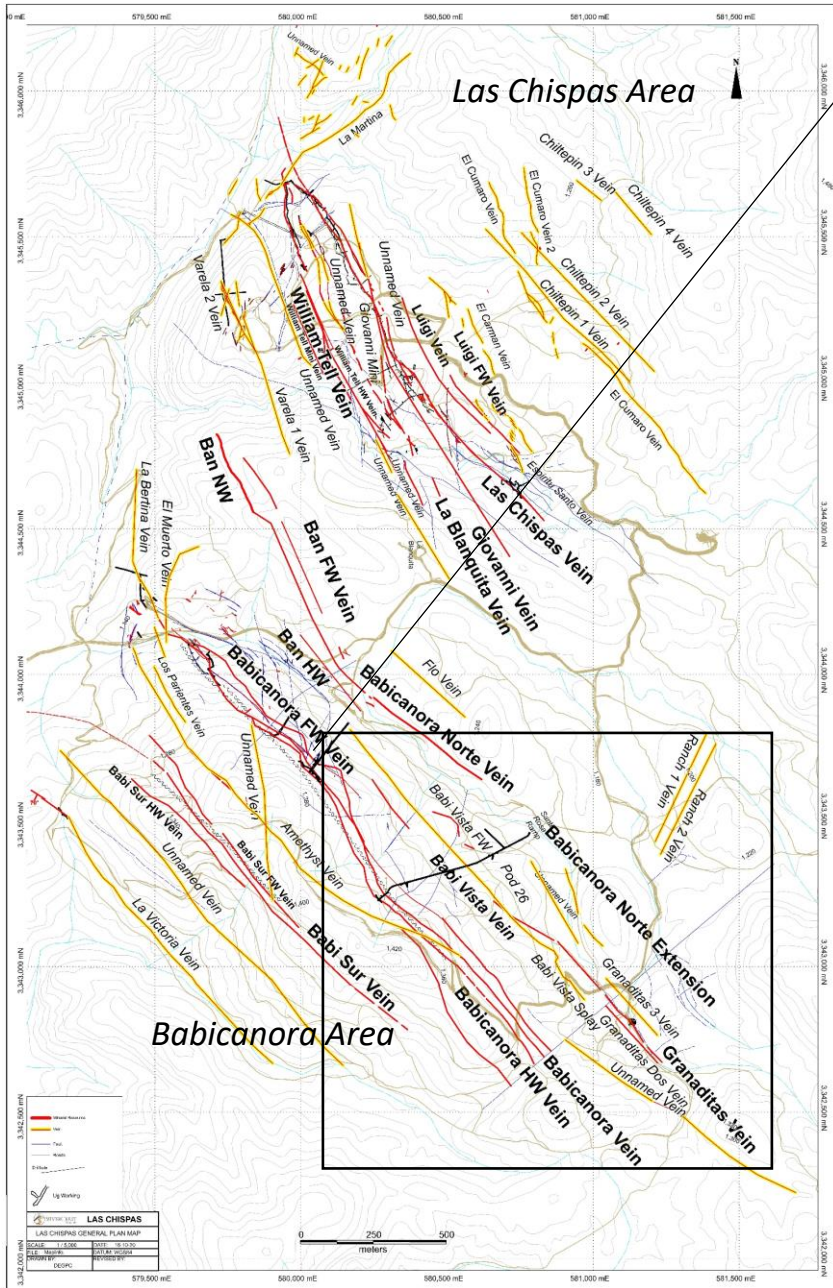
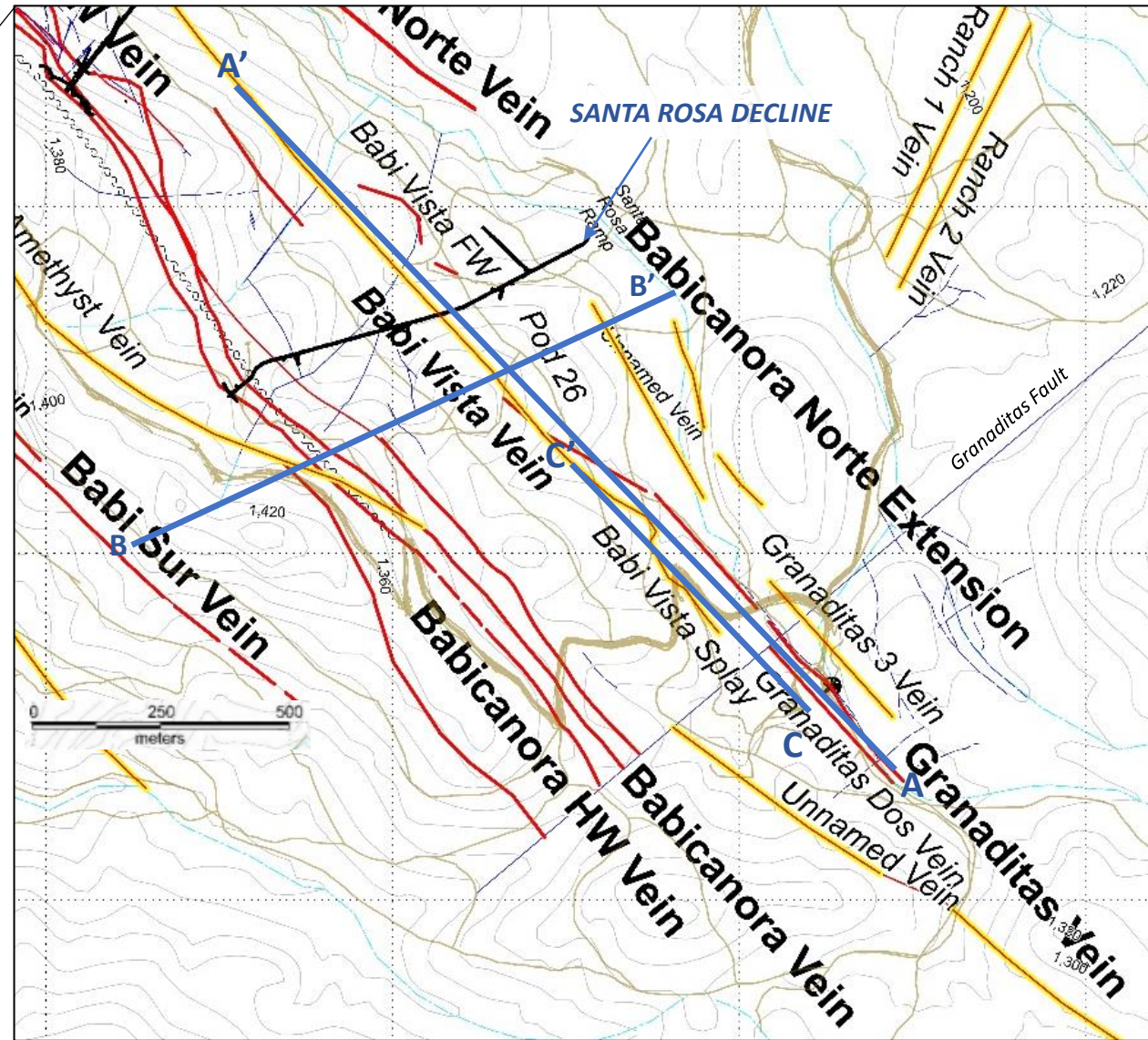


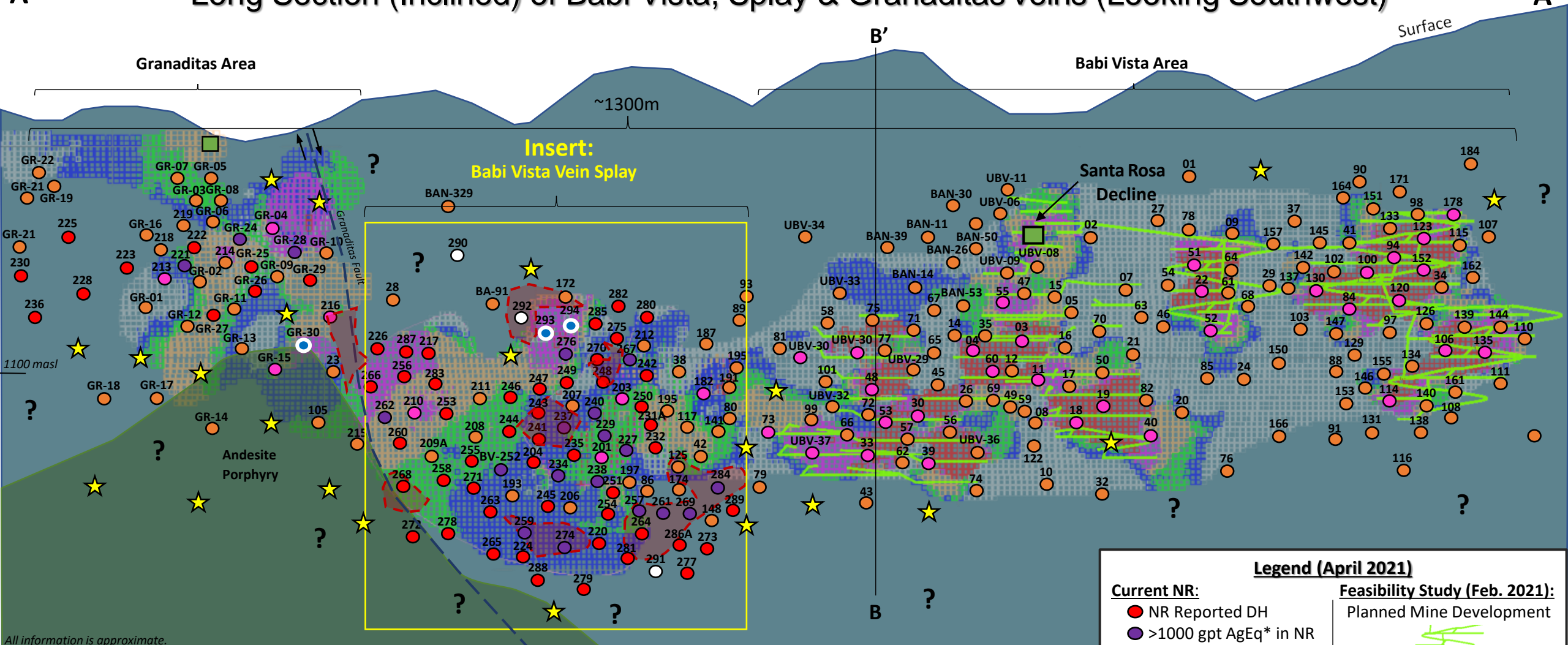
# LAS CHISPAS DISTRICT PLAN MAP




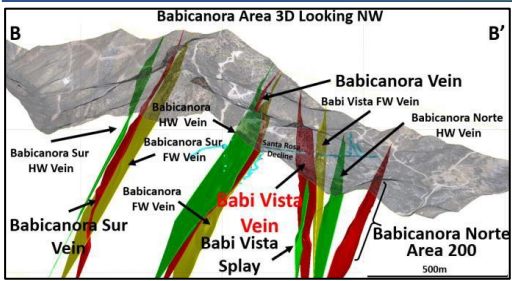
# BABICANORA AREA (SE Portion) PLAN MAP



# A Long Section (Inclined) of Babi Vista, Splay & Granaditas Veins (Looking Southwest)



All information is approximate.



**BV21-252: 2.27m @ 87.05 gpt Au and 6,469.2 gpt Ag, or 14,034 gpt AgEq\***



\*AgEq is based on gold to silver ratio of 86.9:1 calculated using US\$1,410/oz Au and US\$16.60/oz Ag, with average metallurgical recoveries of 96% Au and 94% Ag.  
Note: NR = this news release

### Legend (April 2021)

**Current NR:**

- NR Reported DH
- >1000 gpt AgEq\* in NR
- Currently Drilling
- ★ Proposed DH
- Assays Pending
- ✚ Expanded HG Footprint

**Previously Released:**

- Completed DH Pierce pt.
- >1000 gpt AgEq\*
- Underground Workings

**Feasibility Study (Feb. 2021):**

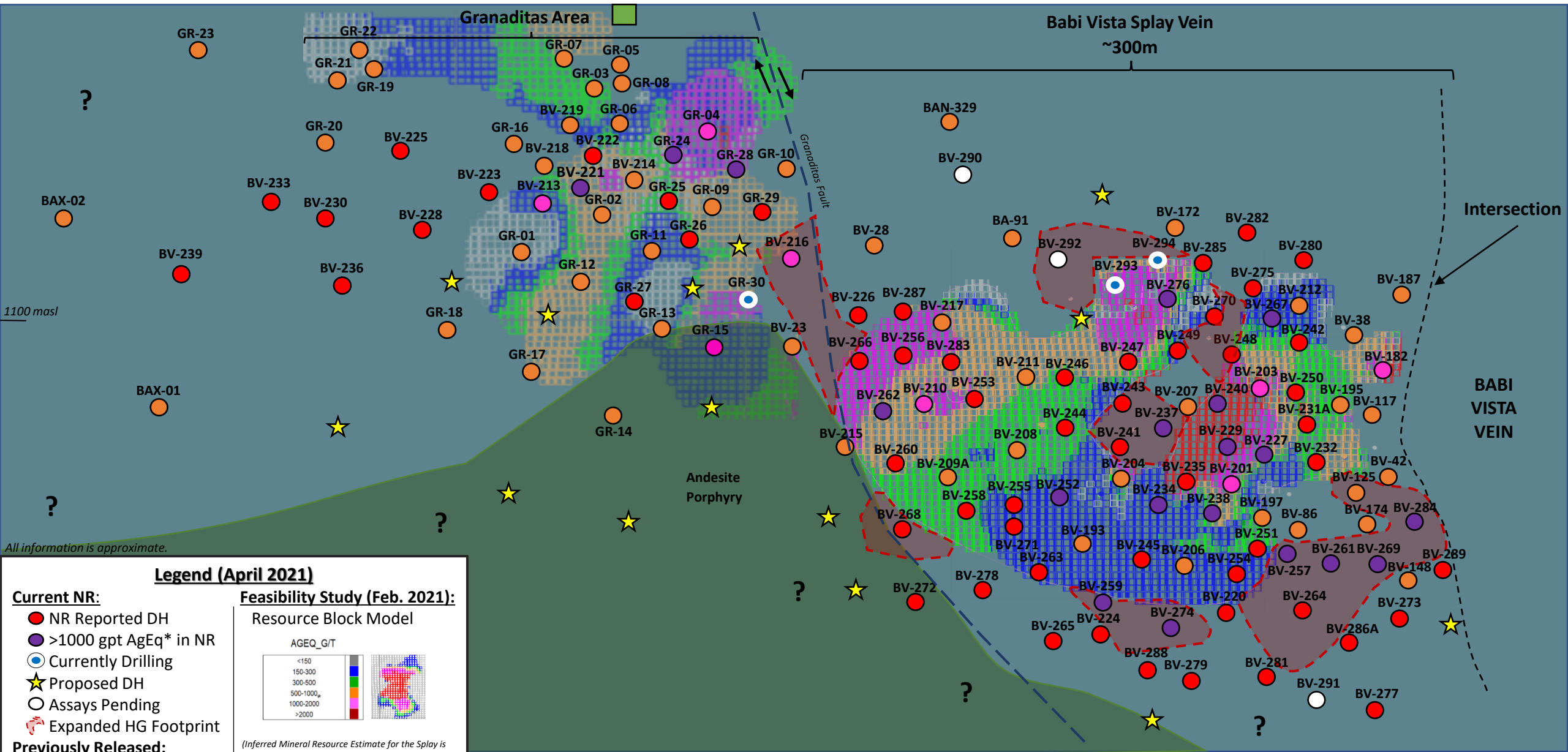
- Planned Mine Development

Resource Block Model  
AGEQ\*\_G/T

<150	Blue
150-300	Green
300-500	Yellow
500-1000	Orange
1000-2000	Red
>2000	Purple

(Inferred Mineral Resource Estimate for the Splay is based on drilling up to and including hole BV20-217)

# Insert: Babi Vista Splay Vein (Looking Southwest)

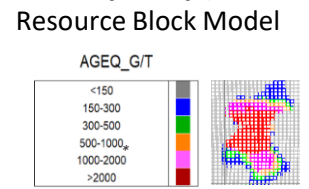


All information is approximate.

### Legend (April 2021)

- Current NR:**
- NR Reported DH
  - >1000 gpt AgEq\* in NR
  - Currently Drilling
  - ★ Proposed DH
  - Assays Pending
  - 🔴 Expanded HG Footprint
- Previously Released:**
- Completed DH Pierce pt.
  - >1000 gpt AgEq\*
  - Underground Workings

### Feasibility Study (Feb. 2021):



(Inferred Mineral Resource Estimate for the Splay is based on drilling up to and including hole BV20-217)

\*AgEq is based on gold to silver ratio of 86.9:1 calculated using US\$1,410/oz Au and US\$16.60/oz Ag, with average metallurgical recoveries of 96% Au and 94% Ag.  
Note: NR = this news release

