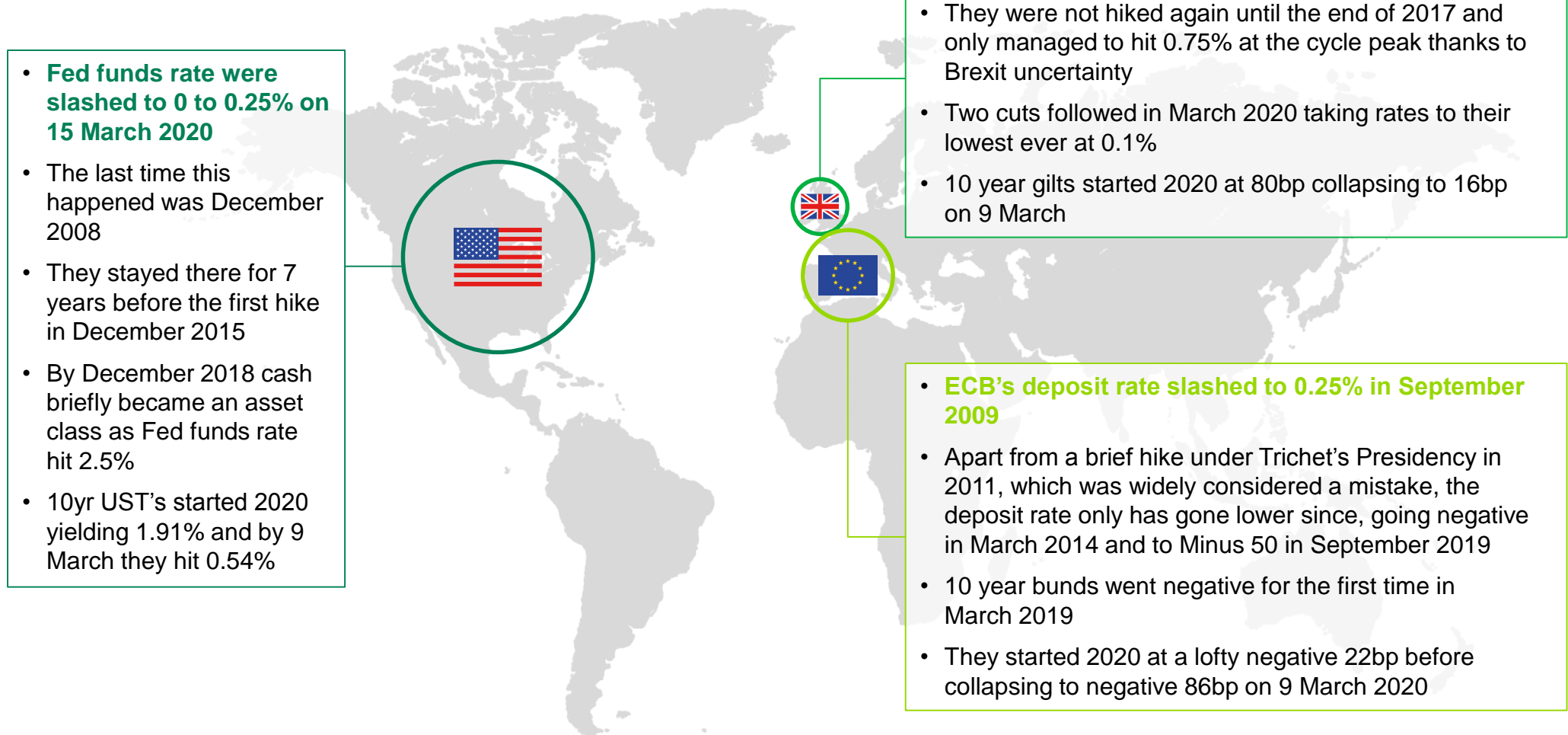


TwentyFour Select Monthly Income Fund

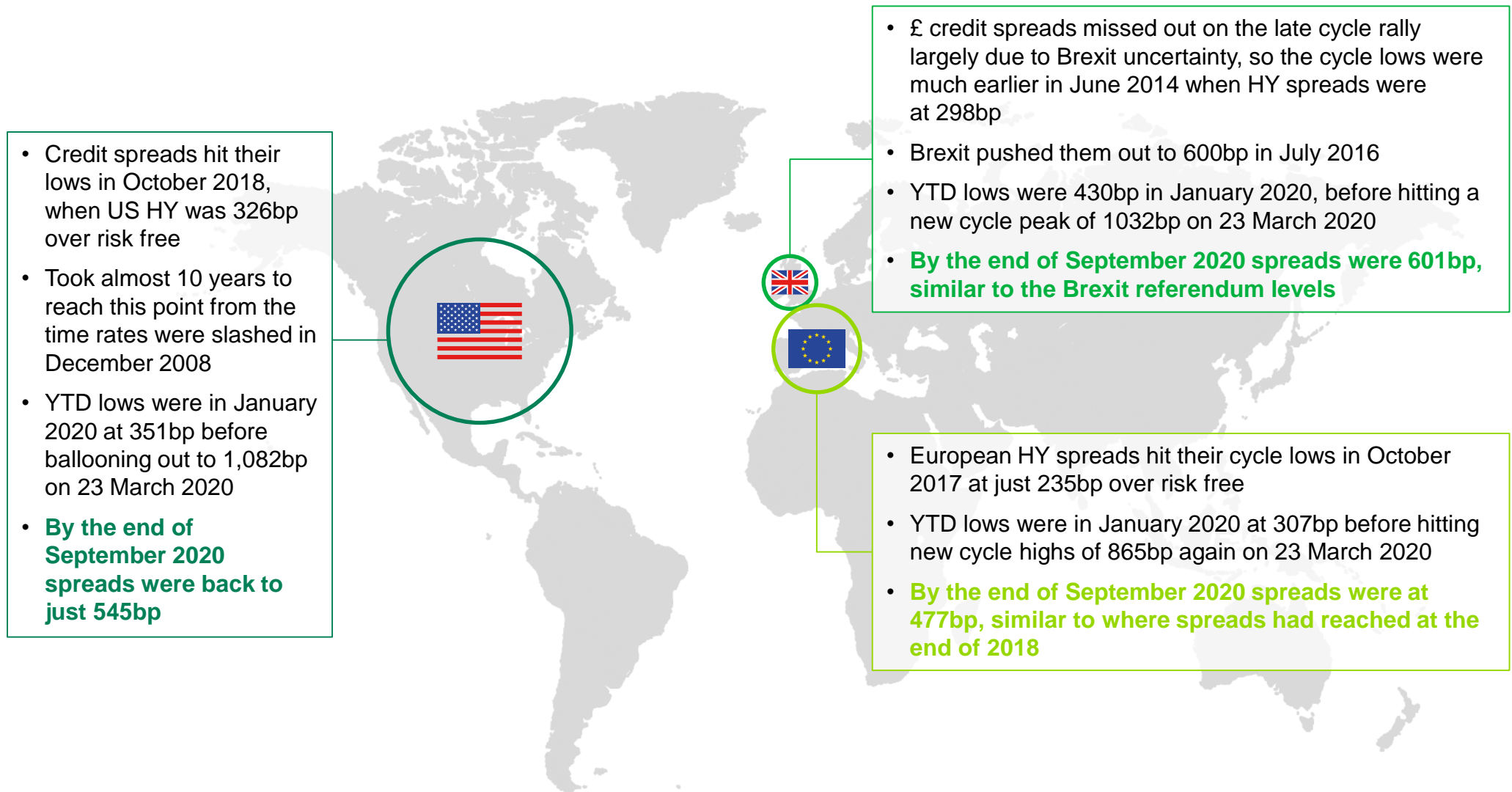
Update

October 2020

Where are we today in rates?



Where are we today in credit?



Past performance is not a reliable indicator of future performance. The value of an investment and the income from it can fall as well as rise as a result of market and currency fluctuations and you may get back the amount originally invested Spreads are based on respective ICE indices. It is not possible to invest directly into an index and they will be not be actively managed.

Current market drivers



The **drivers** that led the early recovery were a combination of enormous intervention, extreme value potential, and importantly ample liquidity, matched with some willing sellers primarily via new issues – with a hefty premium initially



The overwhelming drivers in the last few months have been **technical factors**, with enormous inflows into credit markets coming from 3 principal but separate powerful sources:

1. Policy makers around the globe intervening in markets
2. New inflows into mutual funds and similar structures that invest in various types of credit
3. Inflows into credit, primarily investment grade from the proceeds of selling government bonds



Fundamentals have been improving incrementally too, albeit from a low base, but the direction of travel is reassuring for investors, even if a return to 2019 output looks to be a couple of years away



Outlook for defaults is materially better than first feared, providing investors with additional confidence



Perception of **medium term value** at current spread levels

Further retracement in HY spreads likely to come

Spread to worst vs. government bonds



Past performance is not a reliable indicator of future performance. It is not possible to invest directly into an index and they will be unmanaged

Source: Bloomberg, ICE Indices
5 October 2020

Medium term drivers



Interest rates

are likely to stay near zero for the majority of the next decade, perhaps even longer



Equity dividends

aren't expected to be at prior cycle levels for several years



Economic fundamentals

should continue to improve and global GDP expected to return to and beyond levels seen in Q4 2019



Sources of income

will therefore become more scarce and the amount of income available suppressed



The intervention from authorities

will likely be here for multiple years



Demand for fixed income

expected to surpass what was experienced in the previous cycle



Credit metrics

should improve across the ratings spectrum as the recovery gains momentum and businesses are able to deleverage



Inflation

is a broad debate but we do not see inflation being a concern for fixed income investors

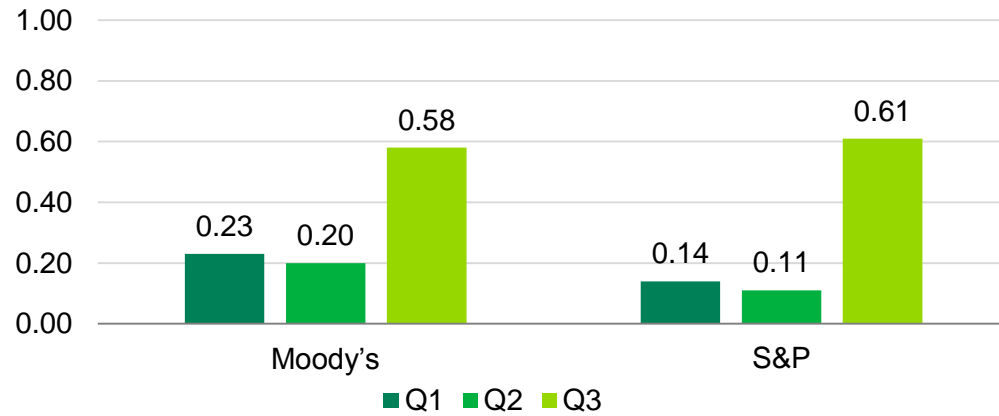
Feels inevitable that rates stay low and credit spreads grind tighter... although not in a straight line

Outlook for defaults

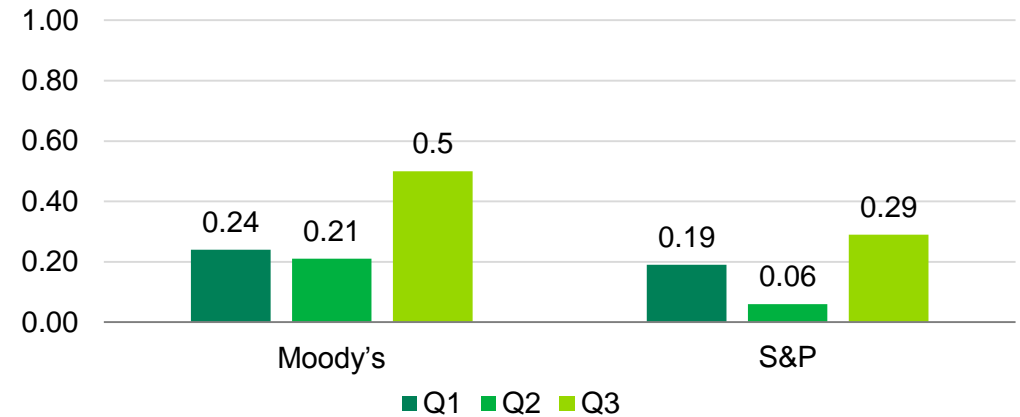
- In our opinion, **policy makers intervention** undoubtedly avoided an uncontrollable default cycle
- Furthermore the **measures undertaken** have helped serve to suppress expected defaults to a level seen in a much shallower recession
- As is always the case historically, almost all **defaults are expected to come from CCC** rated entities
- **Sectors to watch out for** in particular: metals, mining, commodities, transport, leisure, gaming, retail, automotive
- **US far more exposed** than Europe to these sectors
- **Peak in defaults** likely to be in mid 2021
- **Default forecasts** have been volatile this year, however, in our opinion currently they are c.10% for US and 5% for Europe
- **Negative ratings migration** is improving

Ratings migration – upgrades/downgrades

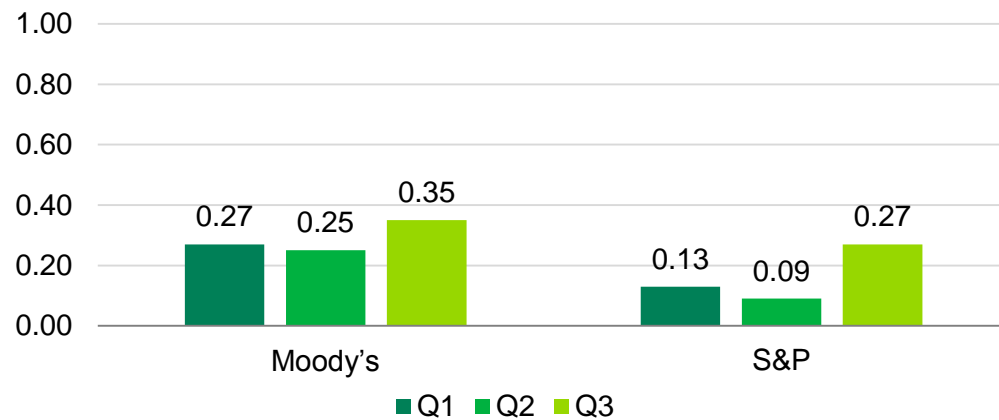
North America



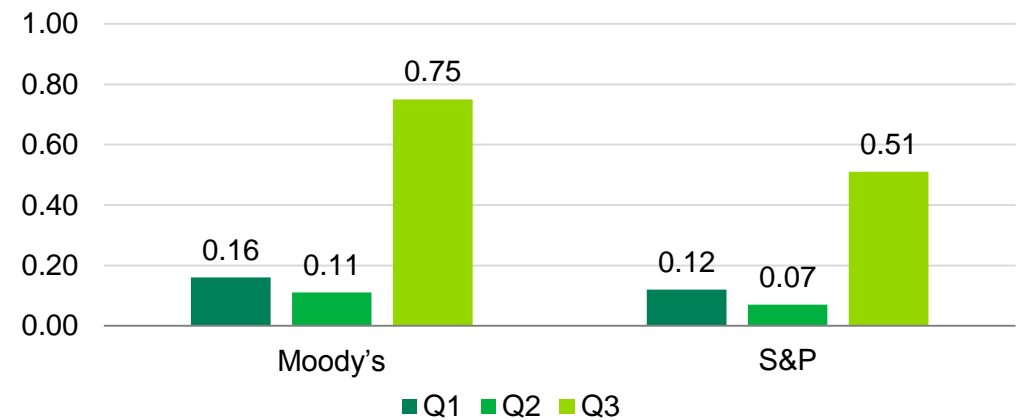
Europe



UK



Asia ex. Japan

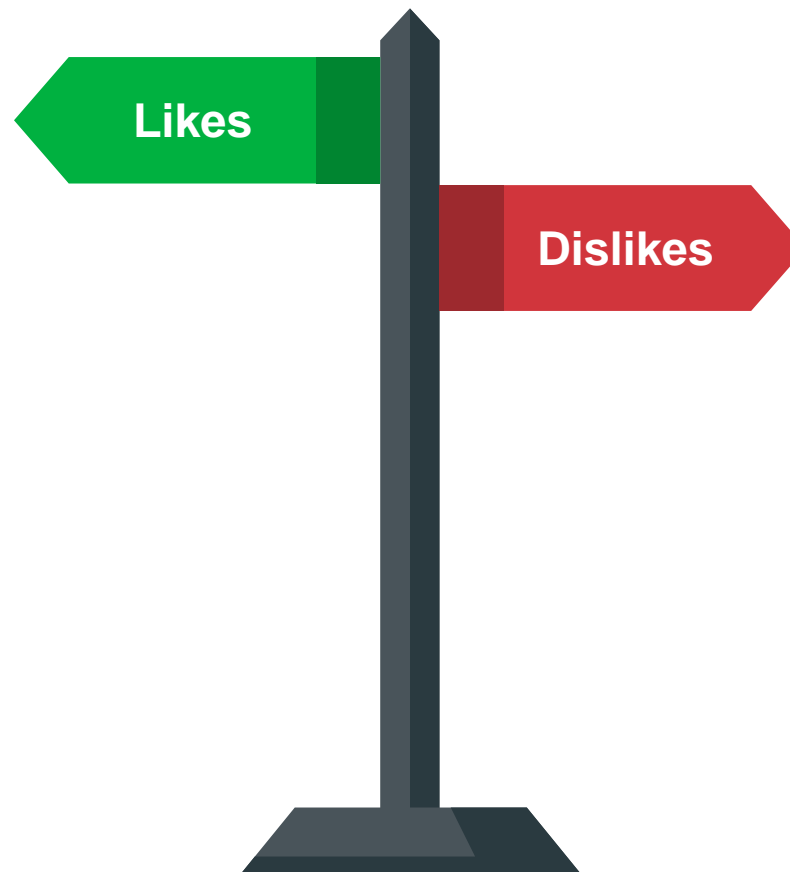


Current likes and dislikes

- Credit spreads generally attractive
- Longer duration in credit where possible: BB sweet-spot
- Brexit premium
- New issue premium
- Cautious approach to pro cyclical

Sectors:

- Insurance
- Banking
- Selective HY corps
- European CLO (mezz)



- Default rate likely to increase
- CCC & single-B unsec
- Sin industries

Sectors

- Travel and Leisure
- Energy, metals, mining, commodities
- Automotive
- Retail
- Commercial property
- Gaming

Short term headwinds?

- Pandemic on the rise, particularly here in Europe, governments are prone to make economic errors
- US China trade tensions, a big driver in 2018/19 likely to escalate into US elections
- US election under a month away and markets typically struggle to rally in the run up
- Economic momentum looks to be dwindling
- Brexit negotiations do not appear to be going well
- Profit taking

**All are worthy considerations, but in our view the current drivers are just too strong.
Pace of recovery though more likely to decline in Q4**

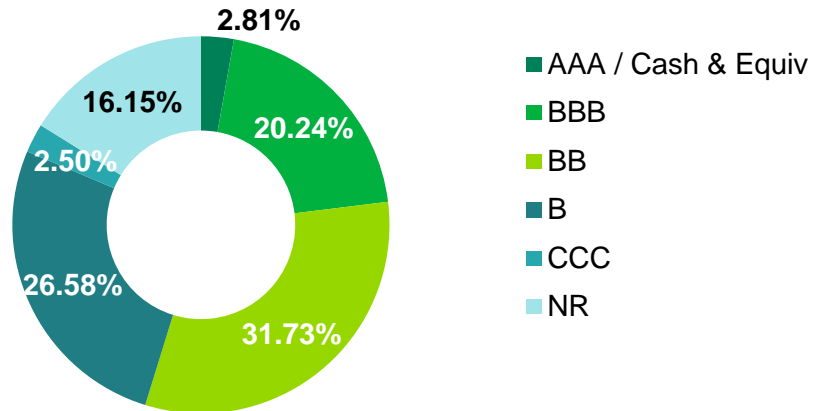
TwentyFour Select Monthly Income Fund Summary

	BAML £ High Yield Index	TwentyFour Select Monthly Income Fund
Size	£36.52bn	£192.86mn
Credit spread duration	4.26yrs	4.05yrs
Mark to market yield*	6.08%	8.15%
Purchase yield	N/A	7.03%
Average rating	BB-	BB-
Diversified portfolio (no. of bonds)	101	127

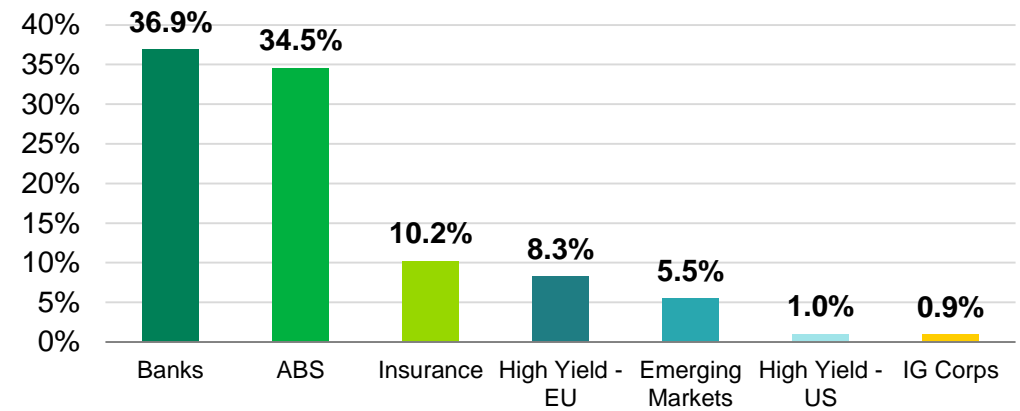
Past performance is not a reliable indicator of future performance. *Mark to Market Yield is calculated to the bond's expected maturity. It is the discount rate that makes the current bond price equal to the present value of all cash flows due. Yield shown for the TwentyFour Select Monthly Income Fund is at hedged portfolio level and gross of fund expenses. See Important Information slides for TwentyFour's average credit rating methodology. Performance data does not take into account any commissions and costs charged when shares of the fund are purchased and disposed of. It is not possible to invest directly into an index and it will be unmanaged. The value of an investment and the income from it can fall as well as rise as a result of market and currency fluctuations and you may not get back the amount originally invested. Source: TwentyFour, ICE Indices; 30 September 2020

TwentyFour Select Monthly Income Fund portfolio positioning

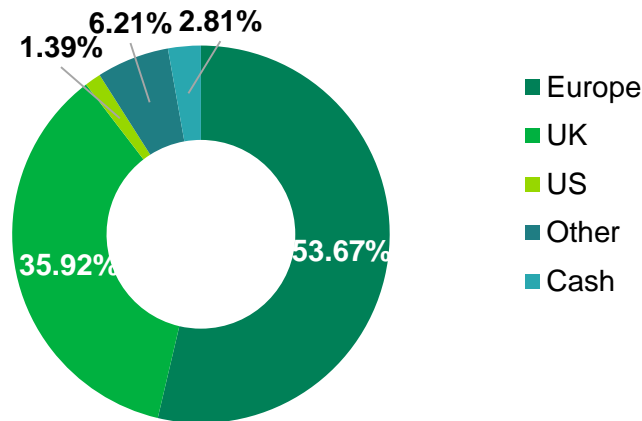
Rating breakdown



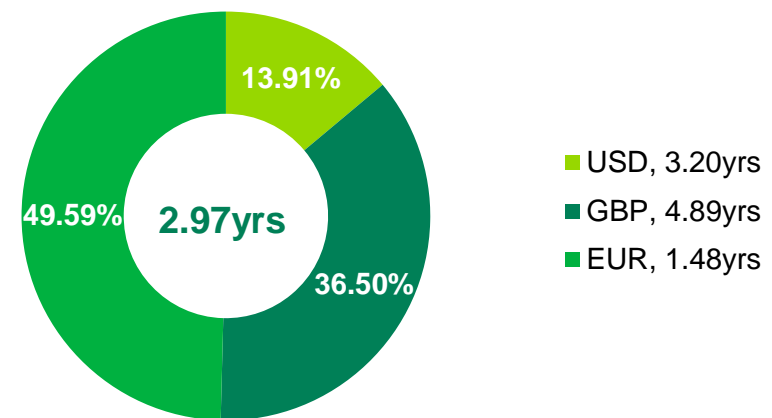
Sector breakdown



Geographic breakdown



Interest rate duration by yield curve



See Important Information slides for credit rating methodology.

Why we still see relative value in AT1s

- Average AT1 credit spread = 438bps which compares to +290bps as at Dec-2019 (OAS vs Govt)⁽¹⁾
- Compares favourably to BB rated corporates that are now printing at 3% or lower
- Aggregate UK bank CET1 Ratio = 15% as at Q1-2020⁽²⁾
- 2020 dividend payments deferred – adds 40bps+ to CET1 ratio
- Highly regulated with an average rating of BB-
- Pillar 3 disclosures help considerably in due diligence & relative value analysis

**In our opinion investors are being adequately compensated for the underlying risk
in a world where yield is becoming an ever more scarce commodity**

Past performance is not a reliable indicator of future performance. These views represent the opinions of TwentyFour as at 30 September 2020, they may change and may have already been acted upon, and do not constitute investment advice or a personal recommendation.

Source: (1) Bloomberg / (2) BoE FSB Report

Key reasons why we invest in European ABS & CLOs



Strong performance history through previous periods of material economic stress



Yield pick-up from investing in floating rate bonds in comparison to fixed rate bonds



Loan origination quality and ABS structural strength both materially higher over the past decade



Low mainstream yields



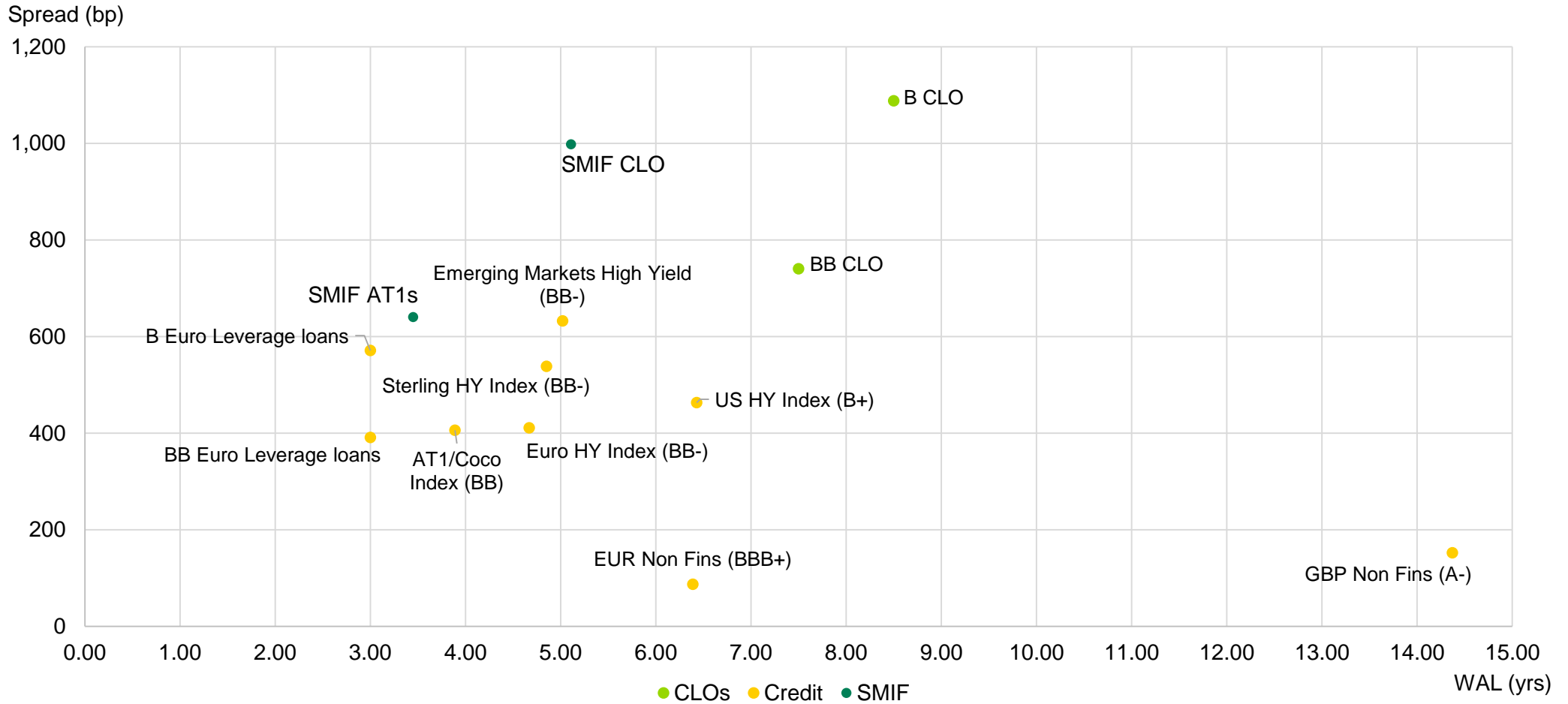
Lack of recent central bank support has **stopped spreads from tightening** as aggressively as other sectors



New issuance expected to dry up materially on a forward looking basis due to lower loan origination, lower bank funding requirements and higher cost of deal launch

High quality liquidity – High quality credit – High quality income*

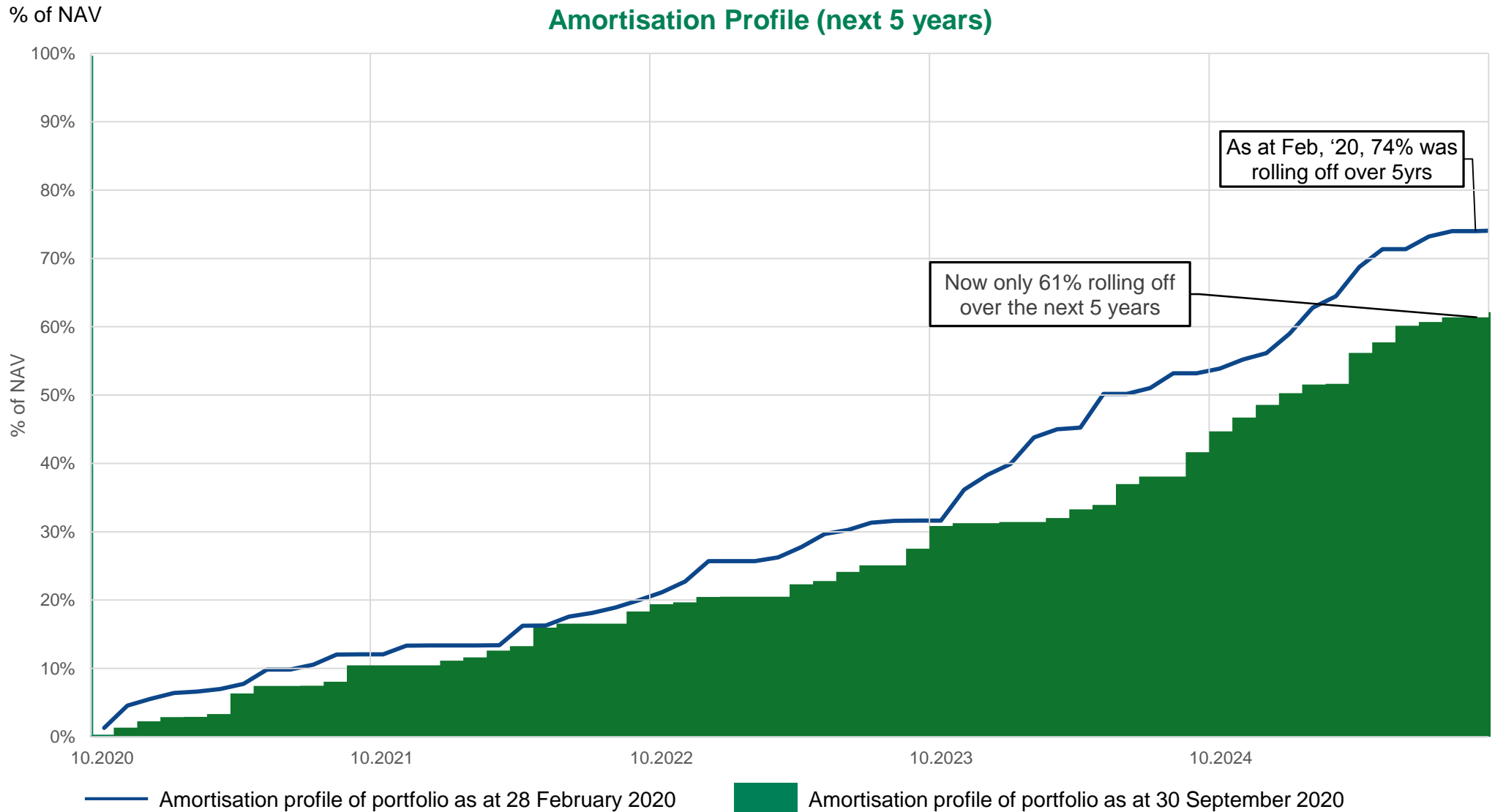
Relative value of CLOs vs. Vanilla Credit



Additional Credit Spread in CLOs versus equivalent Corporate Credit

*Average credit rating of index. It is not possible to invest directly in an index and they will be unmanaged.
 Source: MS, Citi, ICE Indices, Bloomberg, TwentyFour
 6 October 2020

Amortisation profile – next 5 years



Calculated to each security's expected redemption date, or expected amortisation profile, for securities held in the portfolio.
Source: TwentyFour, Bloomberg, Intex.

Banks

	Banks Overall	Additional Tier 1	Non-AT1 Banks
Holding (%)	36.87	27.38	9.49
Mark to Market Yield (%)	7.23	7.66	6.00
Purchase Yield (%)	7.90	7.91	7.87
Issuers (#)	33	27	9
Credit Spread Duration (yrs)	4.34	2.81	8.75
Average Rating	BB	BB	BB

Examples:

- > OAKNBK 7.75% June '28, Callable June '23; OakNorth are a UK challenger bank founded in 2015, who issued a £50m, Tier 2, unrated bond in May 2018. Capital investments by SoftBank and Clermont Group in February 2019 valued OakNorth at over £2bn. Bonds are currently trading around 98 to yield ~8.6%.

Asset Backed Securities

	ABS Overall	CLO	Non-CLO ABS
Holding (%)	34.55	25.82	8.73
Mark to Market Yield (%)	10.65	10.23	11.91
Purchase Yield (%)	8.43	8.38	8.61
Issuers (#)	46	37	9
Credit Spread Duration (yrs)	3.61	4.02	2.39
Average Rating	B	B+	B-

Examples:

- > **CORDA 4X FRR** – Refinancing of a 2014 CLO managed by CVC Credit Partners, an experienced global CLO manager. Strong historical track record through multiple cycles (14 CLOs) with an average loan loss rate of 0.24% p.a since 2006. Rated B-/B3 with a WA Lift of 4 years and it is currently yielding Euribor+9.96%.

Insurance

	Insurance
Holding (%)	10.16
Mark to Market Yield (%)	5.36
Purchase Yield (%)	7.12
Issuers (#)	8
Credit Spread Duration (yrs)	5.5
Average Rating	BB+

Examples:

- > ROTHLF 6.875% Perp, Callable Sept '28. Restricted Tier 1, rated BBB-, issued by Rothesay, a specialised provider of regulated insurance solutions for corporate pension schemes in the UK. As at Jun '19, ROTH had AUM of £37bn and a strong solvency capital ratio of 176%. Bonds are trading to a yield of ~5.6%.

High Yield – European & UK

High Yield – European & UK	
Holding (%)	8.25
Mark to Market Yield (%)	8.80
Purchase Yield (%)	8.07
Issuers (#)	12
Credit Spread Duration (yrs)	2.99
Average Rating	B+

Examples:

- > DGGLN 9.25% 07/31/27 – provides warranty and care services for domestic appliance and consumer electronics in the UK, Germany and other international markets. They refinanced their capital structure last year while introducing a high quality investor (Abu Dhabi Investment Authority). Bonds are subordinated, rated Caa1/CCC+ and yield ~8.5% to the '24 call.

Emerging Markets

Emerging Markets	
Holding (%)	5.47
Mark to Market Yield (%)	7.31
Purchase Yield (%)	11.13
Issuers (#)	9
Credit Spread Duration (yrs)	3.5
Average Rating	BB

Examples:

- > MAFUAE 5.5 PERP - Middle East based shopping centre operator and sole franchisee of Carrefour in the region. They are rated BBB at the senior level and we are in the hybrids (BB+). We bought the bonds in April at a yield of 19.17%, currently yielding just under 6%.

TwentyFour Select Monthly Income Fund Performance

Cumulative performance	1 month	3 months	6 months	1 year	3 years	5 years
NAV per share inc. dividends	1.34%	6.14%	24.15%	2.53%	11.56%	34.62%

Discrete performance	YTD	2019	2018	2017	2016	2015	Since Inception*
NAV per share inc. dividends	-1.13%	11.94%	-1.41%	14.56%	8.20%	2.81%	39.01%

Rolling performance	09.19-09.20	09.18-09.19	09.17-09.18	09.16-09.17	09.15-09.16
NAV per share inc. dividends	2.53%	5.16%	3.47%	15.41%	4.56%

TwentyFour Select Monthly Income Fund

Performance Contribution

Sector	2020 YTD	Average Holding	2019	Average Holding
ABS – CLOs	-0.89%	24.58%	1.83%	24.93%
ABS – Non CLOs	0.07%	8.78%	0.13%	5.92%
Banks – AT1s	0.27%	27.26%	4.05%	25.82%
Banks – Non AT1s	0.19%	11.36%	1.45%	10.46%
Insurance	0.77%	12.99%	2.32%	12.48%
High Yield – EU	-0.28%	6.55%	0.95%	10.18%
High Yield – US	0.01%	0.50%	0.02%	1.55%
IG Corps	0.03%	0.86%	0.11%	0.59%
Emerging Markets	0.79%	4.17%	0.66%	4.68%
Cash & equivalent		2.95%		
Total net return	-1.13%		11.94%	

Past performance is not a reliable indicator of future performance. Contribution per sector: each individual sector's contribution to the overall performance in the TwentyFour Select Monthly Income Fund. Performance data does not take into account any commissions and costs charged when shares of the fund are issued and redeemed. The value of an investment and the income from it can fall as well as rise as a result of market and currency fluctuations and you may not get back the amount originally invested.
 Source: TwentyFour; 30 September 2020

TwentyFour Select Monthly Income Fund

Key Risks

- All financial investment involves risk. The value of your investment isn't guaranteed, and its value and income will rise and fall. Investors may not get back the full amount invested.
- Past performance is not a reliable indicator of future performance, and the fund may not achieve its investment objective.
- Fixed income carries two main risks, interest rate risk and credit risk: (1) Where long term interest rates rise, there is a corresponding decline in the market value of bonds and vice versa; (2) Credit risk refers to the possibility that the issuer of the bond will not be able to repay the principal and make interest payments.
- Typically, sub-investment grade securities will have a higher risk of issuer default, and are generally considered to be more illiquid than investment grade securities.
- Investing in emerging markets may be affected by political developments, currency fluctuations, illiquidity and volatility.
- The fund can invest in structured credit products or asset-backed securities (ABS). The issuer of such products may not receive the full amounts owed to them by underlying borrowers, which would affect the value of the fund. Credit and prepayment risks also vary by tranche which may affect the fund's performance.
- The fund has the ability to use derivatives, including but not limited to FX forwards, for hedging purposes only (EPM). This may magnify gains or losses.

Appendix

Introduction: TwentyFour Select Monthly Income Fund (SMIF)

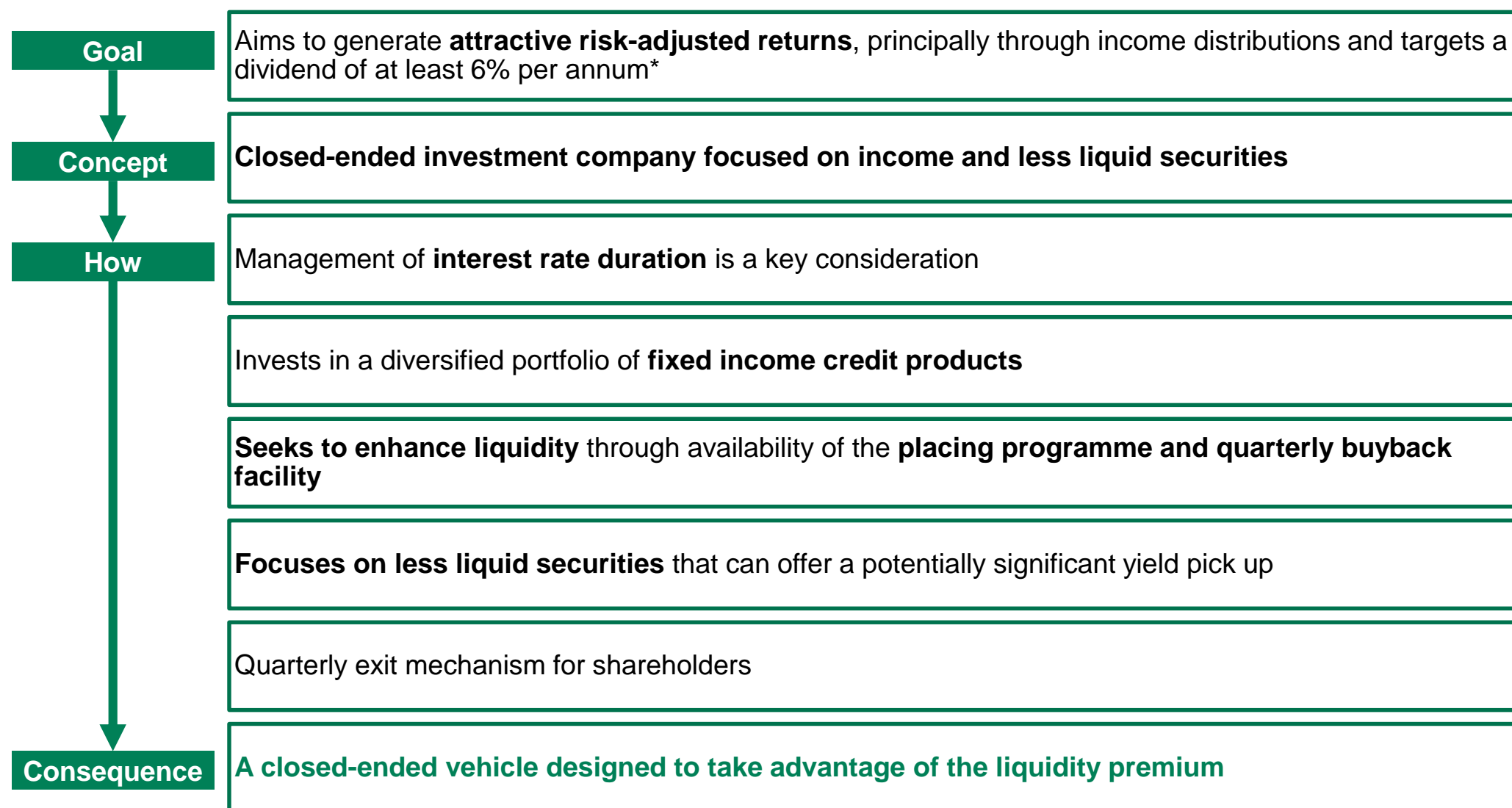
- Closed-ended investment company, Guernsey domiciled, London-listed
- Income-focused bond fund
- Focus is on less liquid securities that can offer potential for a significant yield pick up
- Dividend of 0.5p per month, plus any excess income paid at year end*
- 6.53p paid in full-year 2015, 6.85p paid in full-year 2016, 6.56p paid in full-year 2017, 6.55p paid in full-year 2018, 6.32p paid in full-year 2019
- Managed with interest rate duration as a key consideration
- All securities hedged back to sterling

*This is a target only and does not represent a forecast of SMIF's profits.

Past performance is not a reliable indicator of future performance. The value of an investment and the income from it can fall as well as rise as a result of market and currency fluctuations and you may not get back the amount originally invested.

Source: TwentyFour, December 2019

TwentyFour Select Monthly Income Fund Overview



A liquid market is considered to be one that has plenty of buyers and sellers, and transactions do not have a significant effect on the asset price. Less liquid securities are typically less frequently traded and/or have wider spreads than more frequently traded securities which can result in a premium from the perception these are riskier than conventionally more liquid securities. Past performance is not an indication of future performance. The value of an investment and the income from it can fall as well as rise as a result of market and currency fluctuations and you may not get back the amount originally invested. *This is a target only and does not represent a forecast of SMIF's profits.

Rationale behind SMIF

- There are bonds in the market that offer compelling long-term investment opportunities, but which are not typically liquid enough or scalable to be suitable for daily liquidity funds
- As a relatively small closed-ended vehicle, SMIF is designed to take advantage of the liquidity premium
- The bonds in SMIF are historically less suitable to be actively traded. The principle behind SMIF is to carry out extensive due diligence at the point of investment and then let bonds generate their returns through timely interest payments and the natural pull to par at redemption

Portfolio managers



Mark Holman

Partner, Portfolio Manager, CEO

Mark is one of the founding partners of TwentyFour, and serves as the firm's Chief Executive Officer.

He sits on the firm's Executive Committee, which has the overall responsibility for the day to day running of the firm, as well as the Board of Directors which sets the overall strategy and direction of the business.

Day to day, Mark is also a key member of the firm's Multi-Sector Bond team which manages portfolios including the TwentyFour Select Monthly Income Fund. He is a member of the firm's Investment Committee.

Mark has 30 years of experience in fixed income markets gained across a variety of senior roles in asset management and investment banking, including positions at Barclays Capital, Lehman Brothers and Morgan Stanley.



Eoin Walsh

Partner, Portfolio Manager

Eoin is one of the founding partners of TwentyFour, and a Portfolio Manager.

Eoin's main responsibility is managing the firm's Multi-Sector Bond team which manages portfolios including the TwentyFour Select Monthly Income Fund. He also sits on the firm's Investment Committee.

Eoin has over 21 years of experience in fixed income markets and prior to joining TwentyFour was a portfolio manager at Citigroup Alternative Investments, managing over \$75bn of fixed income assets.



Gary Kirk

Partner, Portfolio Manager

Gary is one of the founding partners of TwentyFour, and a Portfolio Manager.

He sits on the firm's Investment Committee, which sets the overall risk bias for the portfolios managed by the firm. Gary's main responsibility is managing the firm's Multi-Sector Bond team which manages portfolios including the TwentyFour Select Monthly Income Fund.

Gary has over 31 years of experience in fixed income markets gained across a variety of senior roles in asset management and investment banking, including leadership positions at Daiwa Capital, Royal Bank of Canada, CDC and Wachovia Bank.



Felipe Villarroel

Partner, Portfolio Manager

Felipe joined TwentyFour in 2011 and is a partner and Portfolio Manager in the Multi-Sector Bond team which manages portfolios including the TwentyFour Select Monthly Income Fund. He is also a member of the Investment Committee.

Prior to joining TwentyFour, Felipe worked as an Asset Allocation and Strategy Analyst at Celfin Capital in Chile, now part of the BTG Pactual Group. There, Felipe took an active role in developing the team's strategic view of the global macro economy and asset classes.

Felipe graduated from Pontificia Universidad Catolica de Chile with a Bachelor's degree in Economics and Business Administration before obtaining a Master's in Finance from London Business School. Felipe is also a CFA charterholder.

Important information

This document has been prepared and approved by TwentyFour Asset Management LLP, a company of the Vontobel Group (“Vontobel”; collectively “we, our”), for marketing information purposes only. TwentyFour Select monthly Income Fund is a non-cellular company limited by shares incorporated in Guernsey under the Companies (Guernsey) Law 2008, as amended, with registered number 57985, and is a London listed closed-ended investment company. This product is an Alternative Investment Fund (AIF). TwentyFour Select Monthly Income Fund has appointed TwentyFour as its portfolio manager.

This document, its contents and any information provided or discussed in connection with it are strictly private and confidential and may not be reproduced, redistributed, referenced, or passed on, directly or indirectly, to any other person or published, in whole or in part, for any purpose, without the consent of TwentyFour (provided that you may disclose this document on a confidential basis to your legal, tax, or investment advisers (if any) for the purpose of obtaining advice). Acceptance of delivery of any part of this document by you constitutes unconditional acceptance of the terms and conditions of this notice. This document is an indicative summary of the securities described herein and may be amended, superseded or replaced by subsequent summaries. The final terms and conditions of the securities will be set out in full in the applicable offering document(s).

This document shall not constitute an offer or invitation or any solicitation of any offer to sell or to subscribe for or buy any securities described herein or to effect any transactions or to conclude any legal act of any kind whatsoever. This document is not intended to be relied upon as the basis for an investment decision, and is not, and should not be assumed to be, complete. TwentyFour is not acting as advisor or fiduciary. Accordingly, you must independently determine, with your own advisors, the appropriateness for you of the securities before investing. You are not entitled to rely on this document and TwentyFour accepts no liability whatsoever for any consequential losses arising from the use of this document or reliance on the information contained herein.

TwentyFour, as manufacturer, have assessed the target market for the securities as being professional clients and eligible counterparties, as such, this document is not intended for distribution to or use by retail clients as defined in MiFID II (Directive 2014/65/EU) and that all channels for distribution of the securities to professional clients and eligible counterparties are appropriate. Consequently, this document is only directed to those persons in the UK who are within the definition of investment professionals (as defined in Article 19 of the Financial Service & Markets Act 2000 (Financial Promotion) Order 2005). As such this communication is directed only at persons having professional experience in matters relating to investments. Any investments to which this document relates will be entered into only with such persons. Any person subsequently offering, selling or recommending the securities (a “distributor”) should take into consideration the manufacturer’s target market assessment; however, a distributor subject to MiFID II is responsible for undertaking its own target market assessment in respect of the securities (by either adopting or refining the manufacturer’s target market assessment) and determining appropriate distribution channels.

This document has not been submitted to or approved by the securities regulatory authority of any state or jurisdiction. It is directed only at recipients who are institutional clients such as eligible counterparties or professional clients as defined by MiFID II or similar regulations in other jurisdictions. No action has been made or will be taken that would permit a public offering of the securities described herein in any jurisdiction in which action for that purpose is required. No offers, sales, resales or delivery of any securities managed by TwentyFour or any of its affiliates or distribution of any offering material relating to such securities may be made in or from any jurisdiction except in circumstances which will result in compliance with any applicable laws and regulations and which will not impose any obligation on the above. Neither this document nor any copy of it may be distributed in any jurisdiction where its distribution may be restricted by law. Persons who receive this document should make themselves aware of and adhere to any such restrictions.

In addition, the information contained herein is directed exclusively at persons outside the United States who are not U.S. persons (as defined in Regulation S of the Securities Act (“Regulation S”)) or acting for the account or benefit of a U.S. person in offshore transactions in reliance on Regulation S and in accordance with applicable laws. The securities discussed herein have not been and will not be registered or qualified under the United States Investment Company Act of 1940, as amended, nor the United States Securities Act of 1933, (the “Act”), as amended, nor with any securities regulatory authority of any State or other jurisdiction of the United States. Consequently, they may not be offered, sold, transferred or delivered, directly or indirectly in the United States or to any US Person unless the securities are registered under the Act, an exemption from the registration requirements of the Act and any applicable US state securities laws is available, or the transaction would not be subject to the Act.

Nothing in this document should be construed as legal, tax, regulatory, accounting or investment advice or as a recommendation, or making any representations as to suitability of any investment and/or strategies discussed and any reference to a specific security, asset classes and financial markets are for the purposes of illustration only and there is no assurance that the manager will make any investments with the same or similar characteristics as any investments presented. The investments are presented for discussion purposes only and are not a reliable indicator of the performance or investment profile of any composite or client account. Further, the reader should not assume that any investments identified were or will be profitable or that any investment recommendations or that investment decisions we make in the future will be profitable. Prospective investors are reminded that it is not possible to invest directly in an index. As the material was prepared without regard to specific objectives, financial situation or needs of any potential investors, they should seek professional guidance before deciding on whether to make an investment. Investments into shares or other securities should in any event be made solely on the basis of the relevant offering document and after seeking the advice of an independent finance, legal, accounting and tax specialist.

For the purposes of MiFID II, this communication is not in scope for any MiFID II / MiFIR (Regulation (EU) No 600/2014) requirements specifically related to investment research. Furthermore, as non-independent research, it has not been prepared in accordance with legal requirements designed to promote the independence of investment research, nor are TwentyFour subject to any prohibition on dealing ahead of the dissemination of investment research.

TwentyFour, its affiliates and the individuals associated therewith may (in various capacities) have positions or deal in securities (or related derivatives) identical or similar to those described herein.

Important information

To the maximum extent permitted by law, we will not be liable in any way for any loss or damage suffered by you through use or access to this information, or our failure to provide this information. Our liability for negligence, breach of contract or contravention of any law as a result of our failure to provide this information or any part of it, or for any problems with this information, which cannot be lawfully excluded, is limited, at our option and to the maximum extent permitted by law, to resupplying this information or any part of it to you, or to paying for the resupply of this information or any part of it to you.

All information contained in this document, particularly any share prices, calculation data and forecasts, are based on the best information available at the date indicated in the document. The information in this document is not intended to predict actual results and no assurances are given with respect thereto. Neither TwentyFour, nor any other person undertakes to provide the recipient with access to any additional information or update this document or to correct any inaccuracies therein which may become apparent. Although TwentyFour believe that the information provided in this document is based on reliable sources, it does not guarantee the accuracy or completeness of information contained in this document which is stated to have been obtained from or is based upon trade and statistical services or other third party sources.

Past performance and forecasted performance (whether via modelling or similar) are not reliable indicators of future performance. Additionally, there can be no assurance that targeted or projected returns will be achieved, that TwentyFour or the securities discussed will achieve comparable results or that TwentyFour will be able to implement the investment strategy or any securities will achieve the investment objectives. In particular, statements contained in this document that are not historical facts are based on current expectations, estimates, projections, opinions and beliefs of TwentyFour. Such statements involve known and unknown risks, uncertainties and other factors, and reliance should not be placed thereon. In addition, this document contains "forward-looking statements". Actual events or results or the actual performance of accounts may differ materially from those reflected or contemplated in such forward looking statements. Prospective investors are reminded that the actual performance realised will depend on numerous factors and circumstances, some of which will be personal to the investor. No representation is made as to the reasonableness of the assumptions made within or the accuracy or completeness of any modelling or similar. All opinions and estimates are those of TwentyFour given as of the date thereof and are subject to change, may have already been acted upon and may not be shared by Vontobel.

Unless otherwise stated, any performance data will be calculated in GBP terms, inclusive of net reinvested income and net of all portfolio expenses but does not take into account any commissions and costs charged when the investment is issued or redeemed. Where ratings are available from the credit rating agencies specified in the portfolio's rating methodology, including S&P Global Ratings Inc, Moody's Investor Services Inc & Fitch Ratings Inc, the Firm will use the highest of the available ratings. Moody's® assigns a rating of Aaa as the highest to C as the lowest credit quality rating. S&P® assigns a rating of AAA as the highest to D as the lowest credit quality, Fitch assigns a rating of AAA as the highest to D as the lowest credit quality. Additionally, where no rating has been requested, or there is insufficient information on which to base a rating, a rating agency may assign a rating of NR (Not Rated). For unrated sovereign issues TwentyFour will adopt the issuing sovereign's credit rating. The average credit quality (ACQ) is provided to indicate the average credit rating of the portfolio's underlying investments' rating and may change over time. The portfolio itself has not been rated by an independent rating agency. The ACQ is determined by using a market-weighted equivalent rating and rounding to the nearest rating. For unrated sovereign issues the issuing sovereign's credit rating will be adopted. The average credit quality (ACQ) is provided to indicate the average credit rating of the portfolio's underlying investments' rating and may change over time. The portfolio itself has not been rated by an independent rating agency and the ACQ is provided for informational purposes only. The ACQ is determined by using a market-weighted equivalent rating and rounding to the nearest rating. For unrated bonds and cash and equivalents, when calculating the ACQ ratings, the Firm will determine an internal rating by considering all relevant factors, including but not restricted to, the relationship between the bond's maturity and its price and/or yield, the ratings of comparable bonds, the issuer's financial statements and the issuer's credit rating if available. The risk of default increases as a bond's rating decreases, so the ACQ provided is not a statistical measurement of the portfolio's default risk because a simple weighted average does not measure the increasing level of risk from lower-rated bonds. The ACQ may be lower if cash and equivalents are excluded from the calculation. Derivative positions are not reflected in the ACQ. Where the ACQ for an index is given, this has also not been rated by an independent rating agency and is instead an estimate only based on a weighted-average calculation of the rating band for each bond (on a linear scale) and its weight within the index.

Please remember that all investments come with risk. Positive returns, including income, are not guaranteed. Your investment may go down as well as up and you may not get back what you invested.

Asset allocation, diversification and rebalancing do not ensure a profit or protection against possible losses in declining markets. Commissions, fees and other forms of remuneration may affect the performance negatively. This document does not disclose all the risks and other significant issues related to the securities discussed. Investing in fixed income securities comes with risks that can include but are not necessarily limited to credit risk of issuers, default risk, possible prepayments, market or economic developments, inflation risk and interest rate risk. The issuer of ABS products may not receive the full amounts owed to them by underlying borrowers, which would affect the performance of related securities. Credit and prepayment risks also vary by tranche which may also affect the performance of related securities. Investments in high-yield bonds may be subject to greater market fluctuations and risk of loss of income and principal than securities in higher rated categories. Investments in foreign securities involve special risks, including foreign currency risk and the possibility of substantial volatility due to adverse political, economic or other developments. Similarly, investments focused in a certain industry may pose additional risks due to lack of diversification, industry volatility, economic turmoil, susceptibility to economic, political or regulatory risks and other sector concentration risks.

This document does not disclose all the risks and other significant issues related to an investment in the securities. Prior to transacting, potential investors should ensure that they fully understand the terms of the securities and any applicable risks. This document is not a prospectus for any securities described herein. Investors should only subscribe for any securities described herein on the basis of information in the relevant offering documents (which has been or will be published and may be obtained in English from TwentyFour by visiting its website www.twentyfouram.com), and not on the basis of any information provided herein.

TwentyFour Asset Management LLP is registered in England No. OC335015, and is authorised and regulated in the UK by the Financial Conduct Authority, FRN No. 481888. Registered Office: 8th Floor, The Monument Building, 11 Monument Street, London, EC3R 8AF. Calls may be recorded for training and monitoring purposes. Copyright TwentyFour Asset Management LLP, 2020 (all rights reserved).