



Shaped by
SUPERfeet



**INTRODUCING THE NEXT GENERATION OF
NEW BALANCE INSOLES**

GET READY FOR LIFE CHANGING COMFORT

The next generation of New Balance insoles are created with New Balance customers at the center of the process. The three distinct collections and 3D printed personalized insoles are crafted to deliver the support, comfort and performance your body craves. Built on the signature foundation of Superfeet® shape, these products combine the podiatric expertise of an industry leader with the iconic excellence of the New Balance brand.



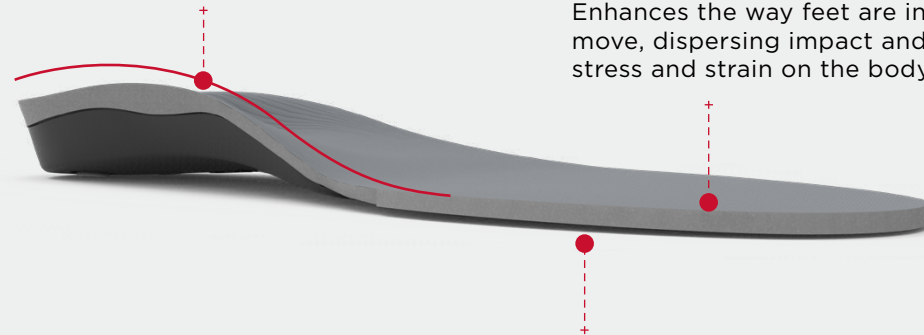
NEW BALANCE INSOLES ARE SHAPED BY SUPERFEET THREE KEY ELEMENTS TO SUPERFEET SHAPE

1. SCULPTED FOR COMFORT AND PAIN RELIEF

Contoured silhouette cradles heels and hugs arches, providing relief for tired, aching feet.

2. NATURALLY SUPPORTIVE

Enhances the way feet are intended to move, dispersing impact and decreasing stress and strain on the body.



3. AN ENERGIZING FOUNDATION

Like the perfect mattress, extra supportive to keep feet fresh from the moment you slip into your shoes until the day is done.

Learn more about the Superfeet shape at: <https://www.superfeet.com/superfeet-shape>

RUNNING

Gravity-defying CFX carbon fiber delivers energizing support from start to finish.



PAIN RELIEF CFX



THIN-FIT CUSHION CFX



ULTRA CUSHION CFX



WOMEN'S
ULTRA CUSHION CFX



CFX

CARBON FIBER

Built with carbon fiber technology for gravity-defying support & max energy return



RUNNING PAIN RELIEF CFX

Maximum pain relief for runners who need heavy duty support.

- Maximum stability & control
- Therapeutic cushioning redistributes pressure to help alleviate forefoot pain
- CFX carbon fiber for sculpted arch support & maximum stability
- Deep heel cup cushions & protects against ground impact
- Moisture-wicking with odor control
- Sizes B-F



RUNNING THIN-FIT CUSHION CFX

Slim support for miles of comfort in low volume shoes.

- Thin shape sits in low-profile shoes
- Cushioned foam delivers long-lasting comfort in a thin profile
- CFX carbon fiber for sculpted arch support & maximum stability
- Thin-fit heel cup with gel pod disperses impact at heel strike
- Moisture-wicking with odor control
- Sizes B-F



RUNNING ULTRA CUSHION CFX

Cushioned support for comfort at your pace.

- Improves stride efficiency
- Two layers of cushioning helps the foot relax in the shoe to keep feet feeling fresh
- CFX carbon fiber arch support provides just the right amount of stability & structure
- Deep heel cup with gel pod disperses impact at heel strike
- Moisture-wicking with odor control
- Sizes B-G



WOMEN'S RUNNING ULTRA CUSHION CFX

Cushioned support for comfort at your pace.

- Women's specific heel & arch dimensions
- Two layers of cushioning helps the foot relax in the shoe to keep feet feeling fresh
- CFX carbon fiber arch support provides just the right amount of stability & structure
- Deep heel cup with gel pod disperses impact at heel strike
- Moisture-wicking with odor control
- Sizes B-E

SPORT

Game-changing support and stability helps athletes unleash their personal best.



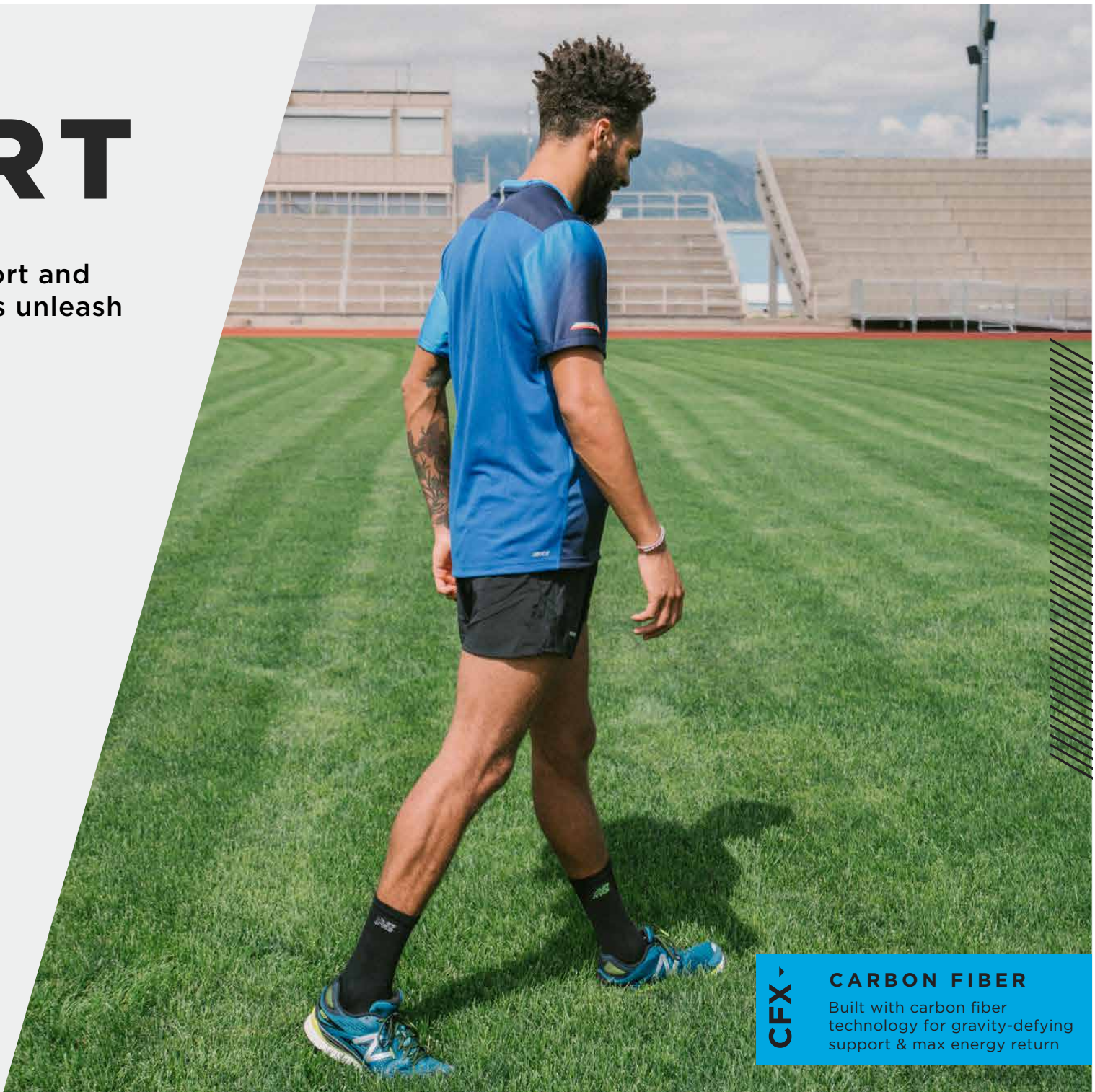
HIGH IMPACT



WOMEN'S
HIGH IMPACT



THIN-FIT ARCH SUPPORT **CFX**



CFX

CARBON FIBER

Built with carbon fiber technology for gravity-defying support & max energy return



SPORT HIGH IMPACT

Long-lasting comfort and durable support for high-impact activities.

- Energizing comfort & support
- Rebounding forefoot cushions & protects from repetitive impact
- Arch support placed right where the foot needs it most
- Slim-fit heel cup enhances natural shock absorption
- Moisture-wicking with odor control
- Sizes C-H



SPORT THIN-FIT ARCH SUPPORT **CFX**

Extra stability and support for low-profile or cleated footwear.

- High-density athletic foam for long-lasting comfort & durability
- CFX carbon fiber arch support provides added stability
- Sculpted heel cup enhances natural shock absorption
- Moisture-wicking with odor control
- Sizes B-G



WOMEN'S SPORT HIGH IMPACT

Long-lasting comfort and durable support for high-impact activities.

- Women's specific heel & arch dimensions
- Energizing comfort & support
- Rebounding forefoot cushions & protects from repetitive impact
- Arch support placed right where the foot needs it most
- Slim-fit heel cup enhances natural shock absorption
- Moisture-wicking with odor control
- Sizes B-E



CASUAL

Hours of stability, comfort and orthotic support for all-day wear in casual or dress shoes.



FLEX CUSHION



MEMORY TOP



PREMIUM CUSHION **CFX**



PAIN RELIEF **CFX**



SLIM-FIT ARCH SUPPORT



ARCH SUPPORT



CFX

CARBON FIBER

Built with carbon fiber technology for gravity-defying support & max energy return



CASUAL FLEX CUSHION

Springy, lightweight cushioning.

- Two layers of cushioned, anti-fatigue memory foam
- Flexible comfort arch accommodates the natural motion of the foot
- Heel cushion engineered to soften impact forces from the ground
- Moisture-wicking with odor control
- Sizes B-H



CASUAL PREMIUM CUSHION **CFX**

Premium comfort for long-lasting cushion & support.

- Max comfort & stability
- Cushioning support with plush memory foam molds to the shape of the foot
- CFX carbon fiber arch support provides just the right amount of stability & structure
- Deep heel cup cushions & protects against impact from the ground
- Moisture-wicking with odor control
- Sizes B-F



CASUAL MEMORY TOP

Plush cushioning with structured support.

- Ultra plush memory foam molds to the shape of the foot for heel-to-toe comfort & support
- Cushioned arch support moves with the foot to minimize stress & strain
- Flexible heel cup works with the foot in motion to disperse impact
- Moisture-wicking with odor control
- Sizes B-G



CASUAL PAIN RELIEF **CFX**

Heavy duty support for maximum pain relief.

- Premium pain relief & max flexibility
- Therapeutic cushioning with Vibram® diflex redistributes pressure to help alleviate forefoot pain
- CFX carbon fiber sculpted arch support & maximum stability
- Deep heel cup cushions & protects against impact from the ground
- Moisture-wicking with odor control
- Sizes B-F





CASUAL SLIM-FIT ARCH SUPPORT

Comfort & support for low-profile athletic shoes & cleated footwear.

- Arch support placed where the foot needs it most
- Designed for slim-fitting footwear
- High-density foam for long-lasting comfort & durability
- Flexible heel cup works with the foot in motion
- Moisture-wicking with odor control
- Sizes B-G



CASUAL ARCH SUPPORT

Firm support for those experiencing heel or arch pain.

- Sculpted arch support placed right where the foot needs it most
- Delivers added support, stability & control
- High-density foam hugs the foot for heel-to-toe support
- Deep, wide heel cup enhances natural shock absorption
- Moisture-wicking with odor control
- Sizes B-G



Stride3D

Visit a New Balance store near you for a 3D foot scan, dynamic gait analysis and place your order for personalized insoles. Then, using your unique biometrics, we'll personalize your pair of Stride3D and ship them direct to you.

3D-PRINTED PERSONALIZED INSOLES MADE TO FIT JUST YOU.

- 1 PERSONALIZED ARCH SUPPORT**
matches the contours and arch of each foot
- 2 CUSTOM SMART ZONES**
five zones in each stabilizer cap with variable density helps each foot move at its best
- 3 FLEX LINES**
fine-tuned to each foot's dynamic pressure pattern to facilitate easy heel-to-toe transition
- 4 DURABLE FULL-LENGTH FOAM**
supportive cushioning minimizes vibration from ground impact forces
- 5 MOISTURE-WICKING**
engineered to reduce friction and odor control



Available Now at
New Balance Stores
Nationwide

Fitstation
by 

TRIMMING INSTRUCTIONS

STEP 1

REMOVE

Remove the manufacturer's factory insole or "sockliner" that came in the shoe.



STEP 2

TAP, TAP

Place the manufacturer's full-length insole under the New Balance insole.

A: Align and TAP the heel area of the insoles to line up rear portion.

B: Align and TAP the inside edge at the widest part of the forefoot to line up the forefoot of the two insoles.

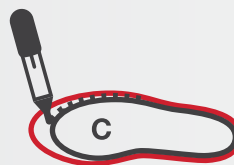


STEP 3

TRACE

C: Trace the pattern onto the New Balance insole using a pen.

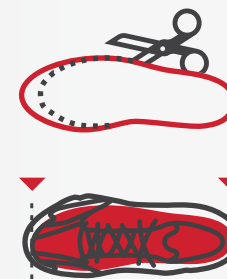
If there is no insole, trace footwear outsole.



STEP 4

TRIM

Trim along the traced line and place insole in footwear.



SIZING CHART

	J	A	B	C	D	E	F	G	H
MEN'S				5.5-7	7.5-9	9.5-11	11.5-13	13.5-15	15.5-17
WOMEN'S			4.5-6	6.5-8	8.5-10	10.5-12			
JUNIORS			2.5-4						